

SFPUC Mid Cycle Updates to:

10-Year Capital Plan

Capital Planning Committee

February 8, 2021

Agenda

1. Introduction and overview (*Eric Sandler - CFO*)
2. 10-Year Capital Plan
 - Overview (*Eric Sandler - CFO*)
 - Wastewater (*Greg Norby – AGM Wastewater*)
 - Water (*Steve Ritchie– AGM Water*)
 - Hetch Hetchy Water and Power (*Steve Ritchie and Barbara Hale - AGM Power*)
 - CleanPowerSF (*Barbara Hale - AGM Power*)

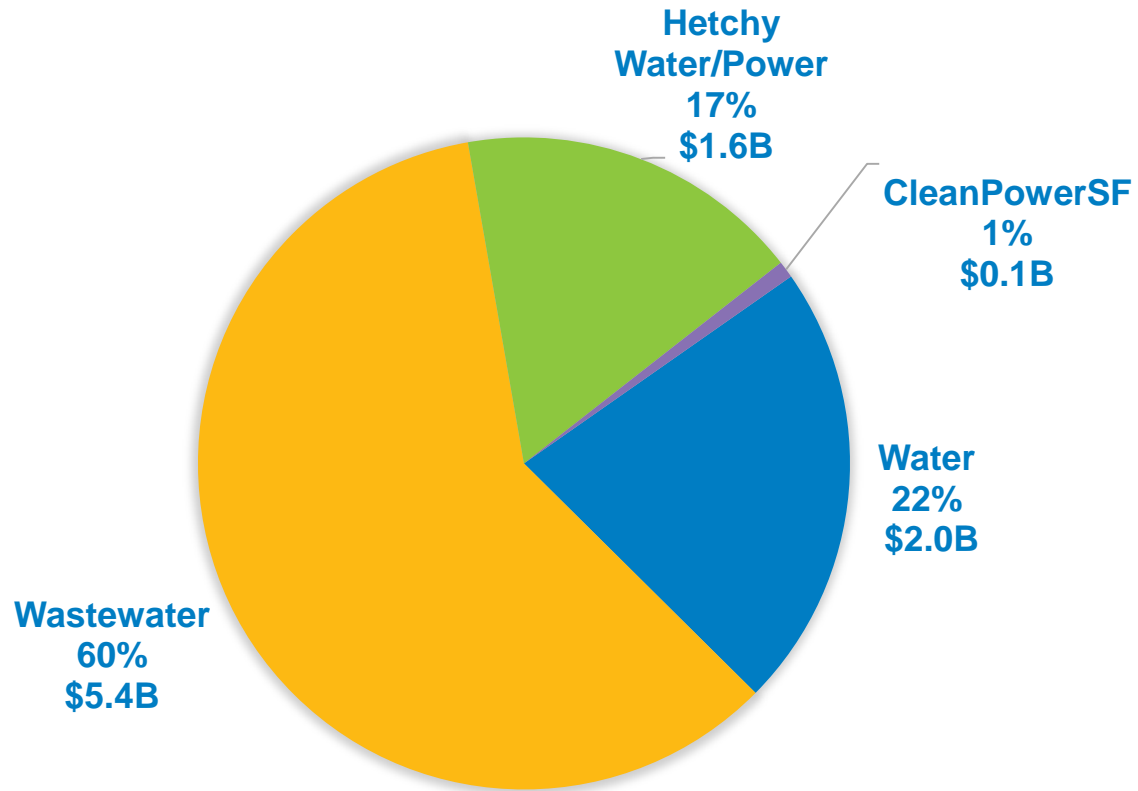


10-Year Capital Plan Development

- Annual public hearings required by Charter Section 8B.123 to review, update and adopt Long-Term Capital Plan
- Capital Plan provides: assessment of SFPUC's capital needs, investments required to meet those needs, and plan to finance them
- Prior approved update in February 2020 a part of comprehensive two-year budget
- Only critical capital changes included in this update
- Next comprehensive review of capital needs Fall 2021



FY 2021-22 to FY 2030-31 10-Year Capital Plan



Total \$9.1 Billion



Mid cycle update to 10-Year Capital Plan FY 2021-22 to FY 2030-31

Enterprise (Millions)	FY 2021-30 Approved	FY 2022-31 Proposed	Change	Change
Wastewater	\$ 5,126.9	\$ 5,423.5	\$ 296.6	5.8%
Water	2,204.8	2,008.2	(196.6)	-8.9%
Hetchy Water/Power	1,566.8	1,567.0	0.2	0.0
CleanPowerSF	75.8	75.8	-	0.0%
Total	\$ 8,974.3	\$ 9,074.5	\$ 100.2	1.1%

Wastewater 10 Year Capital Plan Highlights



Wastewater Enterprise Highlights FY22-31

- **Sewer System Improvement Program**
 - 12 projects awarded \$1,715 million in State and Federal funds
 - Biosolids Digester Facilities Project - \$714 million
 - Treatment - \$807 million
 - Collection System - \$864 million
 - Stormwater Management and Flood Resilience - \$695 million
- **R&R**
 - Collection System - \$1,566 million
 - Treatment Plants - \$334 million
- **Facilities and Infrastructure**
 - Non-SSIP capital projects - \$373 million



SEP Biosolids Digester Facilities Project

Project Cost: \$1,680 million

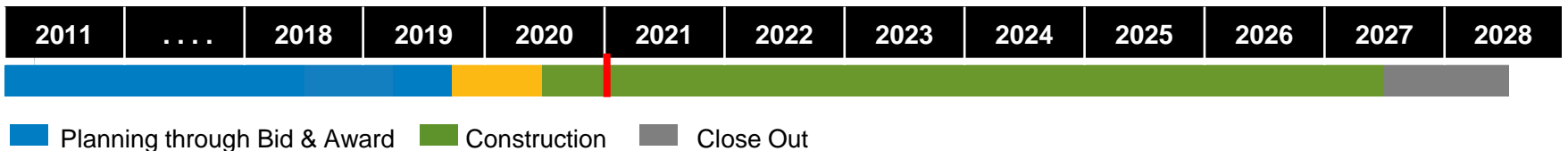
Scope: New solids processing facilities

Progress and Status:

- Scope 1 reached substantial completion – relocation of existing utilities and demolition of existing buildings are complete
- Scope II NTP issued on July 1, 2020
- Excavation and pile Installation currently underway
- Closure of Jerrold Ave. to facilitate safe construction – Jan 4, 2021



Project Schedule:





Renewal and Replacement (R&R)

Treatment Facilities:

- R&R Treatment Program extends the useful life of WWT facility assets
- Projects prioritized based on safety, regulatory compliance, condition assessments, Operation staff recommendations and Levels of Service Goals
- We expect an increase in annual investment

Collection System:

- Goal to award 15 miles of R&R main sewer replacement per year
- Complete Spot Sewer replacement at 700-1000 locations per year in future cycles of investment
- Continue trend towards trenchless technology



Ocean Beach Climate Change Adaptation Project

Project Cost: \$170 million

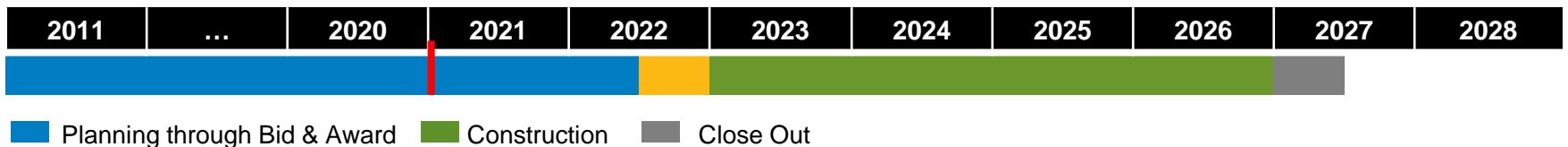
Scope: Shoreline management and protection against bluff erosion and climate-change induced sea level rise south of Sloat Boulevard

Progress and Status:

- 35% Design Phase completed, 65% initiated
- Completed Administrative Draft Environmental Impact Report
- Funding negotiations continue, SF Zoo and CCSF partner agencies for non-SFPUC project components – estimated value \$35M+

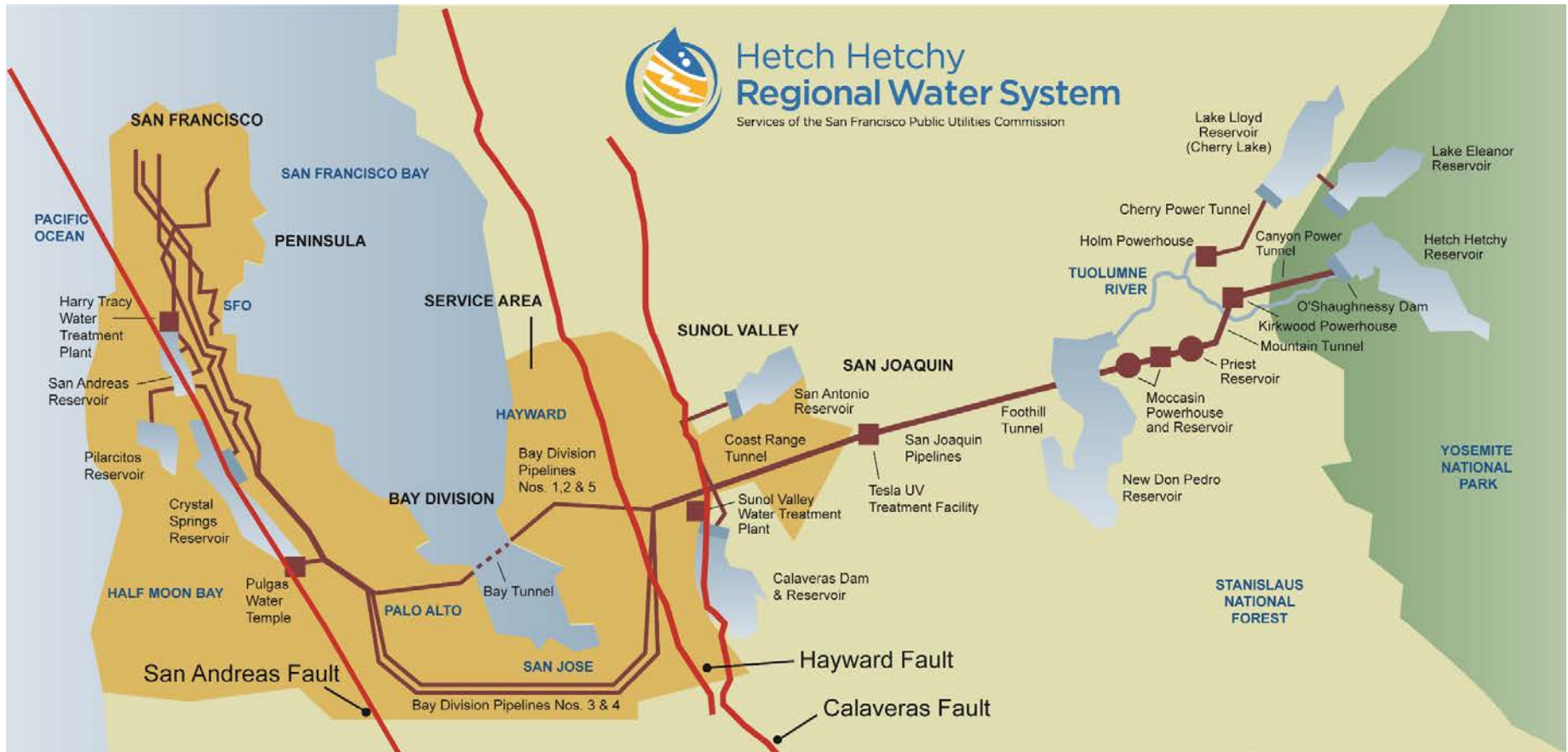


Project Schedule:



Water 10 Year Capital Plan Highlights

Water Enterprise Highlights: Schematic of the Water System





Water Enterprise Highlights FY22-31

- Regional
 - Alternative Water Supplies - \$265 million
 - Water Treatment Improvements - \$272 million
 - Dam Safety Measures - \$75 million
 - New Laboratory and Offices in Millbrae - \$140 million
- Local
 - Main Replacements – \$446 million
 - New Services - \$82 million
 - Potable Emergency Firefighting Water System - \$43 million
 - Lead User Service Line Identification and Replacement - \$34 million
 - New City Distribution Division HQ at 2000 Marin - \$335 million

Hetch Hetchy Water and Power, and CleanPowerSF 10 Year Capital Plan Highlights



Hetch Hetchy Water Highlights FY22-31

- Mountain Tunnel Rehabilitation - \$118 million
- Moccasin Rewind and Transformers - \$34 million
- Transmission Lines - \$58 million
- Moccasin Powerhouse Bypass - \$14 million
- Kirkwood Powerhouse Bypass - \$15 million
- Dam Safety Measures - \$305 million



Hetchy Power & CleanPowerSF Key Capital Plan Projects



Hetchy Power – Utility of the Future

Customer Growth! \$230.4 M + <\$42.5M

Replacement Facilities to Retain Customers

\$177M + <\$42.5M

Clean & Local! \$45.8M



CleanPowerSF – Clean & Local! \$75.8M