



City and County  
of San Francisco

Economic Recovery Task Force

# San Francisco Economic Recovery Task Force (ERTF)

August 6, 2020

# ERTF Meeting Agenda

- › Re-Opening and Health update (10 min)
- › Economic update (10 min)
- › Budget update (5 min)
- › Working Group report outs (40 min)
- › Community Engagement and Listening (15 min)
- › Next steps

# Economic Recovery Task Force

Recommendations

Final written report

MAY

JUNE

JULY

AUGUST

SEPTEMBER

OCTOBER

## Facilitate a Safe Re-Opening

Reopening the economy safely is critical for business survival, employment and City budget.

## Focus on Building Resilience Into Interim Economy

Short of a scientific breakthrough we expect COVID-19 to be an ongoing challenge. How can we build resiliency into our economy through the next 1-2 years?

## Long-Term Ideas

COVID-19 will result in permanent changes to how we do business and how we utilize our spaces. It has also accelerated changes in the growth sectors in our economy. What do we want to do to rebuild San Francisco better?

## June/July:

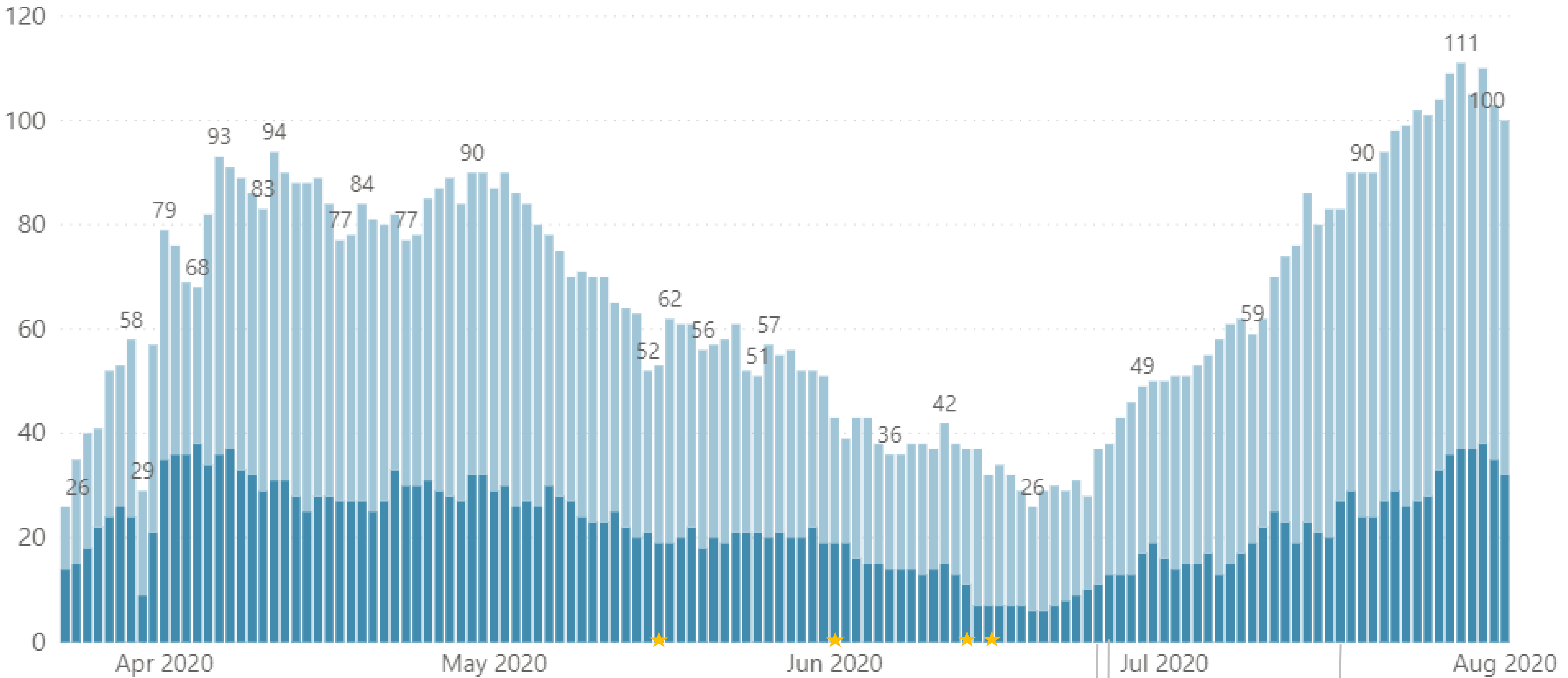
- Refine problem statements and develop interim and long-term policy ideas:
  - Jobs & Business Support
  - Vulnerable Populations
  - Economic Development
  - Arts, Culture, Hospitality & Entertainment

## August:

- Refine policy ideas
- Equity impact analysis
- Briefings

# Reopening + Health Update

# ICU and Acute Care Hospitalizations – Confirmed COVID-19 Cases



Mar 17 – SIP Starts

Jun 25 – CA Variance

Jun 26 - Local Pause

Jul 17 – CA Watchlist

# Locally Tracked Health Indicators

Category	Key Question	Indicator	Triggers to Raise or Lower Level	Level 1 New Normal	Level 2 Low Alert	Level 3 Moderate Alert	Level 4 High Alert
Health Care System	Are there early signs of an increase in hospitalizations?	Rate of increase in total Covid+ hospitalizations	Increase or decrease to meet new threshold over a 7 day period	<b>-15%</b> <10%	10-15%	15-20%	>20%
	Do we have capacity to test severe cases?	Acute care bed available capacity	Meet threshold for over 7 days	<b>23%</b> >15%	10-15%	5-10%	<5%
	Do we have capacity to treat severe cases?	ICU bed available capacity	Meet threshold for over 7 days	<b>27%</b> >20%	15-20%	10-15%	<10%
Disease Situation	Are there early indicators or an increase in Covid-19 disease?	Number of new cases per day/100,000 population	Increase or decrease to meet new threshold over a 7 day period	<1.8	1.8-4.0	4.0-6.0	<b>10.6</b> >6.0
	Are we testing enough to detect cases?	Tests per day	Meet threshold for over 7 days	<b>3,122</b> >1,800	1,800-1,400	1,400-700	<700
Disease Control	Do we have robust contact tracing?	90% of new cases reached and named contacts reached	Meet threshold for over 7 days	>90%	80-90%	<b>73%</b> 65-80%	<65%
	Are we protecting health care workers?	Percent of essential PPE with greater than a 30-day supply	Increase or decrease to meet new threshold over a 7 day period	>90%	<b>80%</b> 80-90%	65-80%	<65%

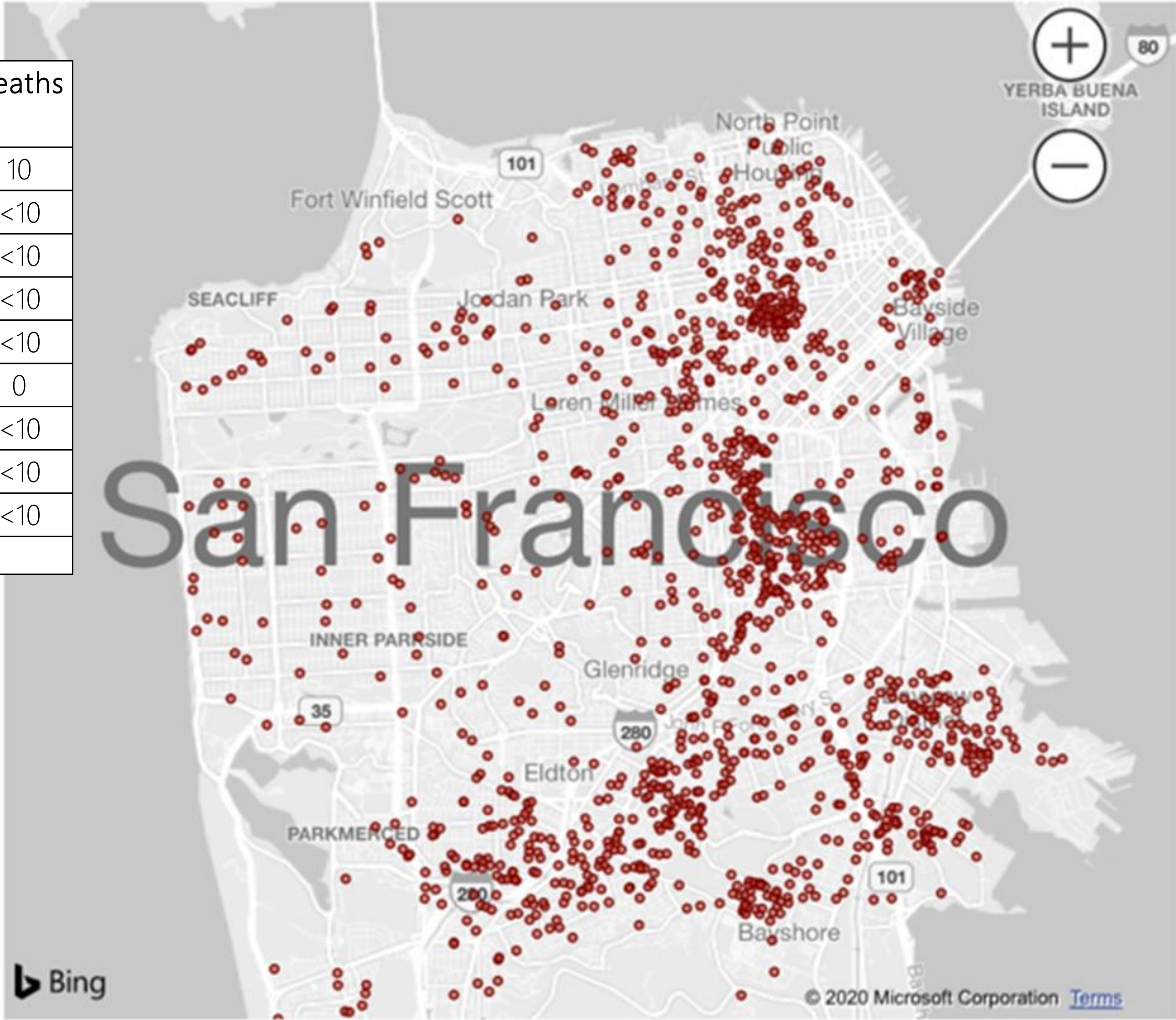
As of 8/6/2020 - 11:07AM




# Positive COVID-19 Cases

Neighborhood	Resident Population	Cases	Rate of Cases (per 10,000)	Deaths
Bayview Hunters Point	37,394	950	254	10
Tenderloin	29,588	626	212	<10
Visitation Valley	19,005	327	172	<10
Mission	59,639	1,002	168	<10
Excelsior	40,701	573	141	<10
Japantown	3,532	44	125	0
Outer Mission	24,853	308	124	<10
Portola	16,563	192	116	<10
Potrero Hill	14,209	159	112	<10

As of 8/6/2020 - 11:24AM

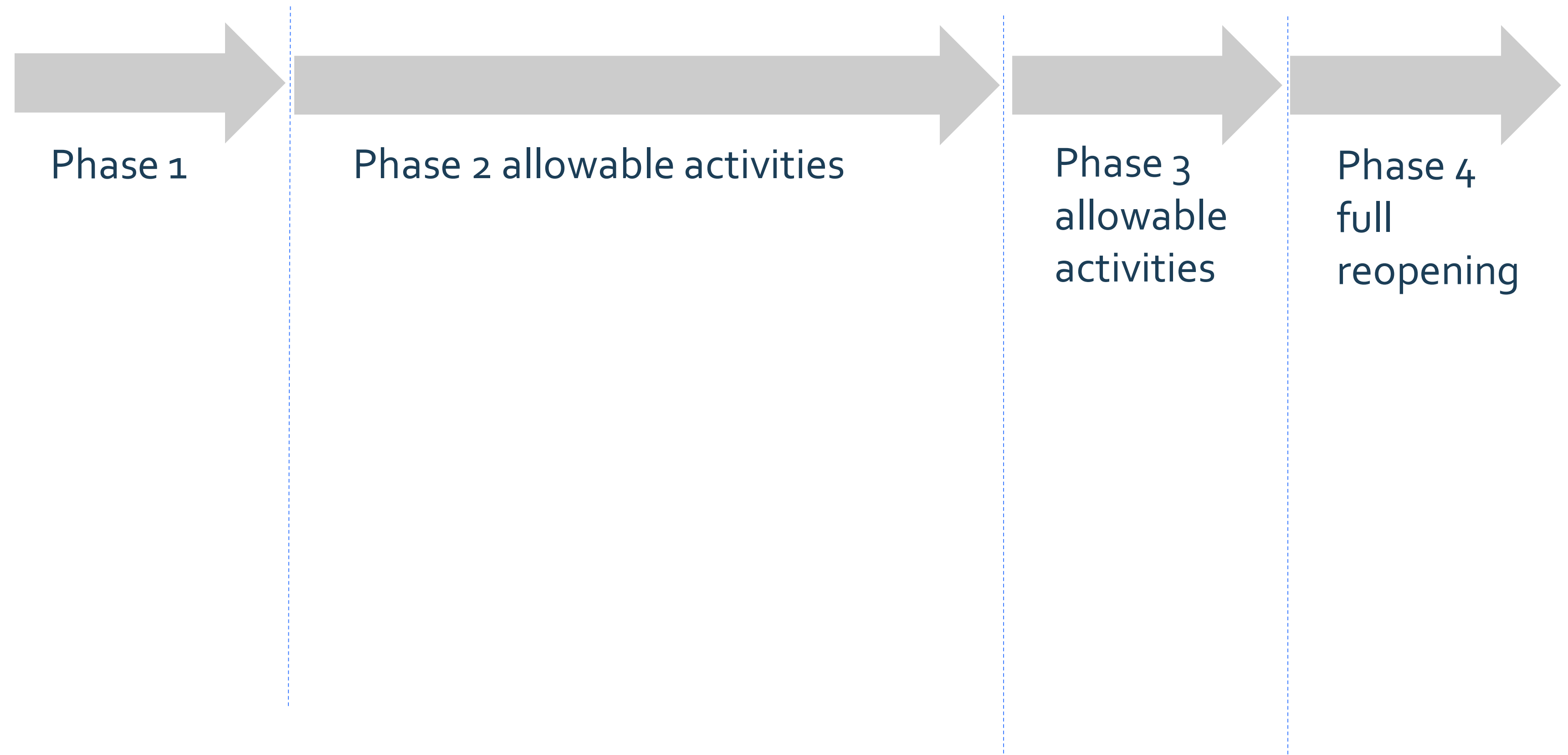


# State Context

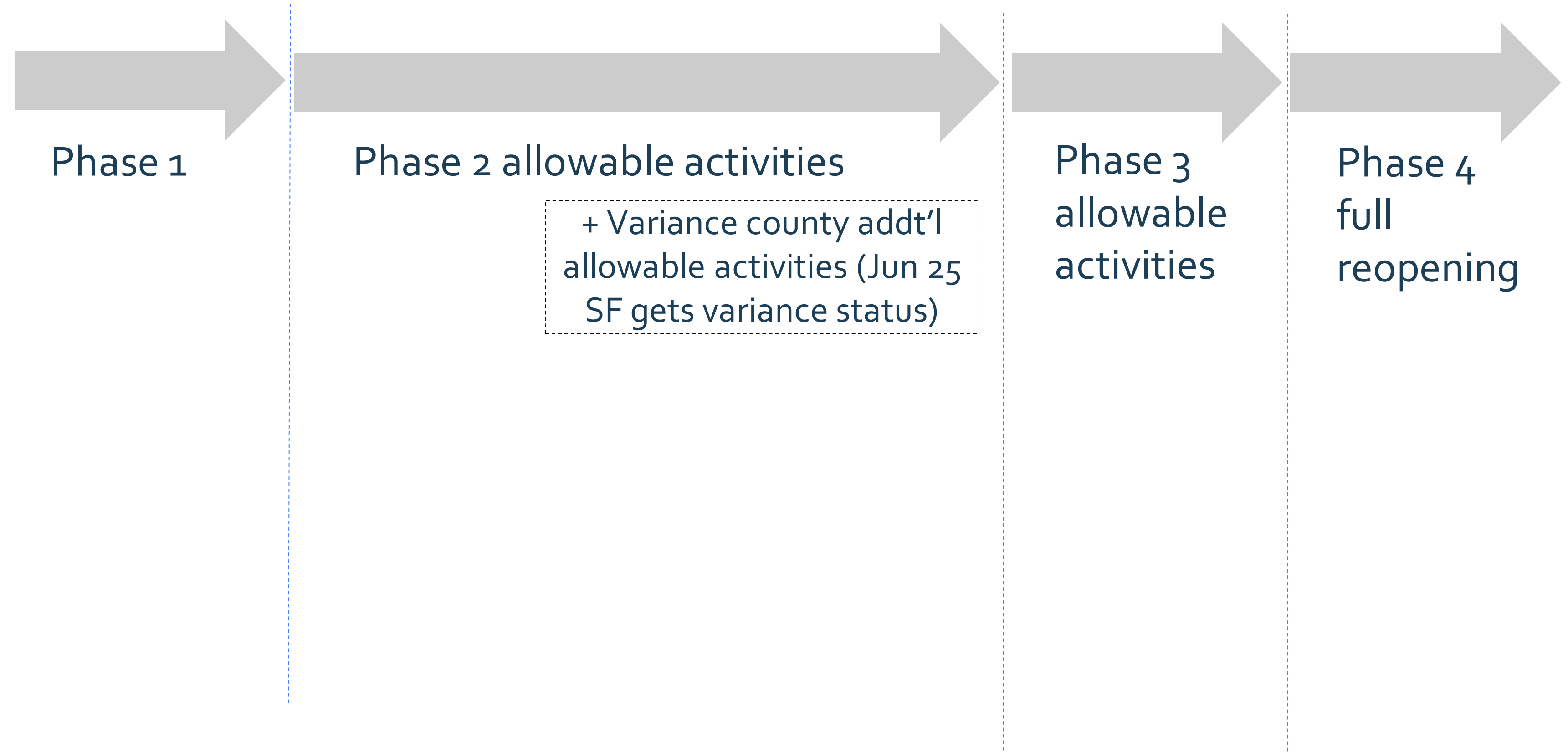




# State Context



# State Context



# State Context



Phase 1

3/17 – SIP  
begins;  
essential  
businesses  
only



Phase 2 allowable activities

+ Variance county addt'l  
allowable activities (Jun 25  
SF gets variance status)

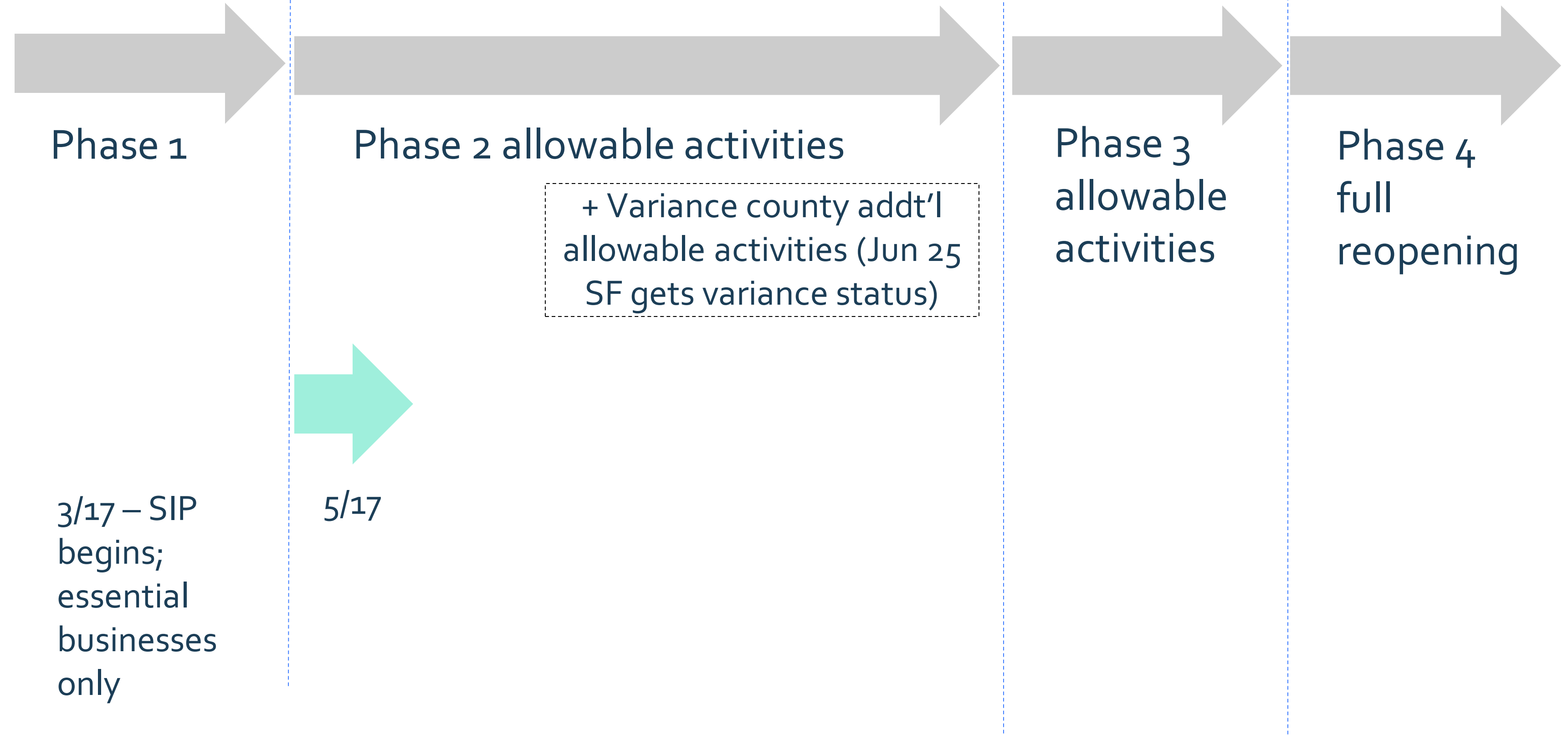


Phase 3  
allowable  
activities

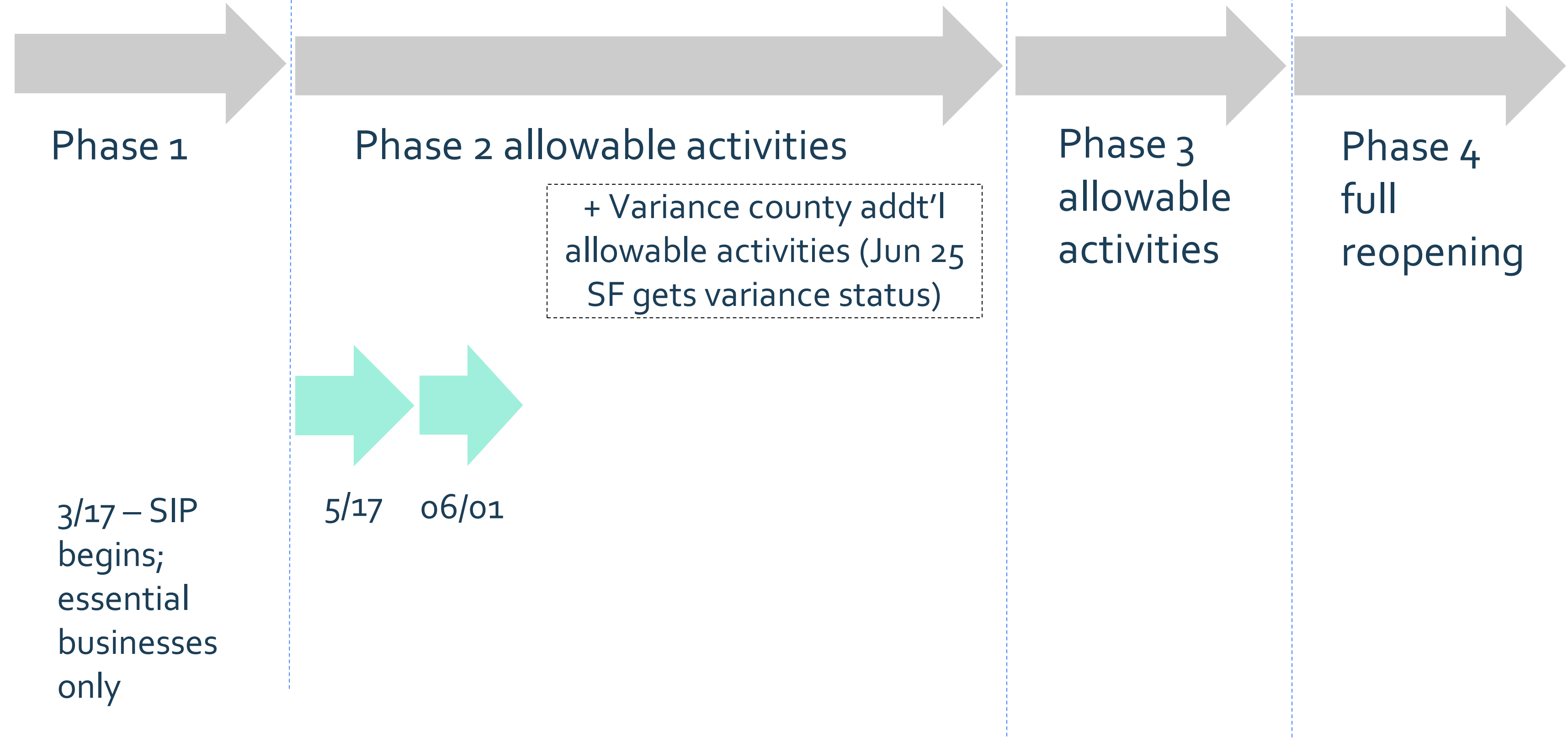


Phase 4  
full  
reopening

# State Context

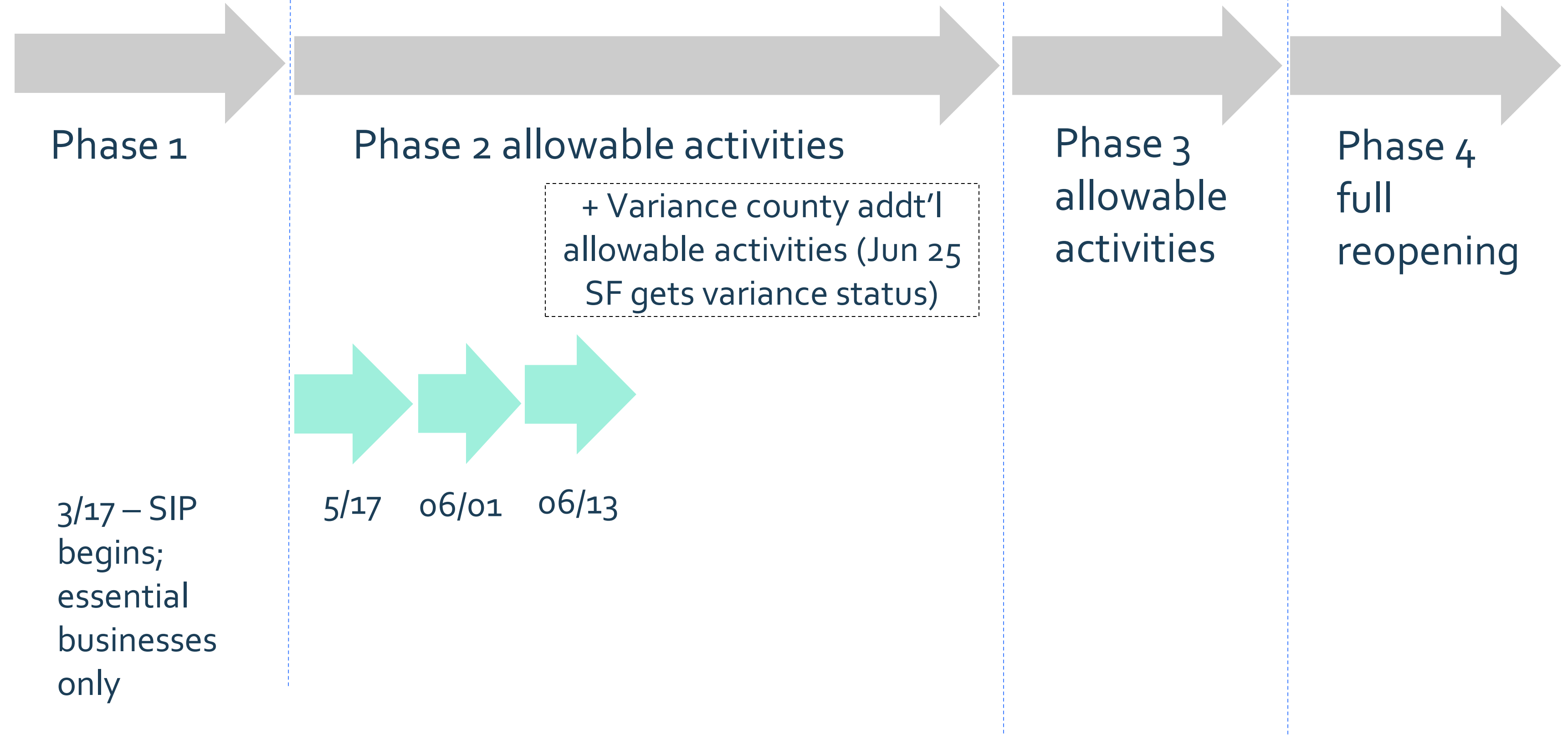


# State Context





# State Context



Phase 1

Phase 2 allowable activities

+ Variance county addt'l allowable activities (Jun 25 SF gets variance status)

Phase 3 allowable activities

Phase 4 full reopening

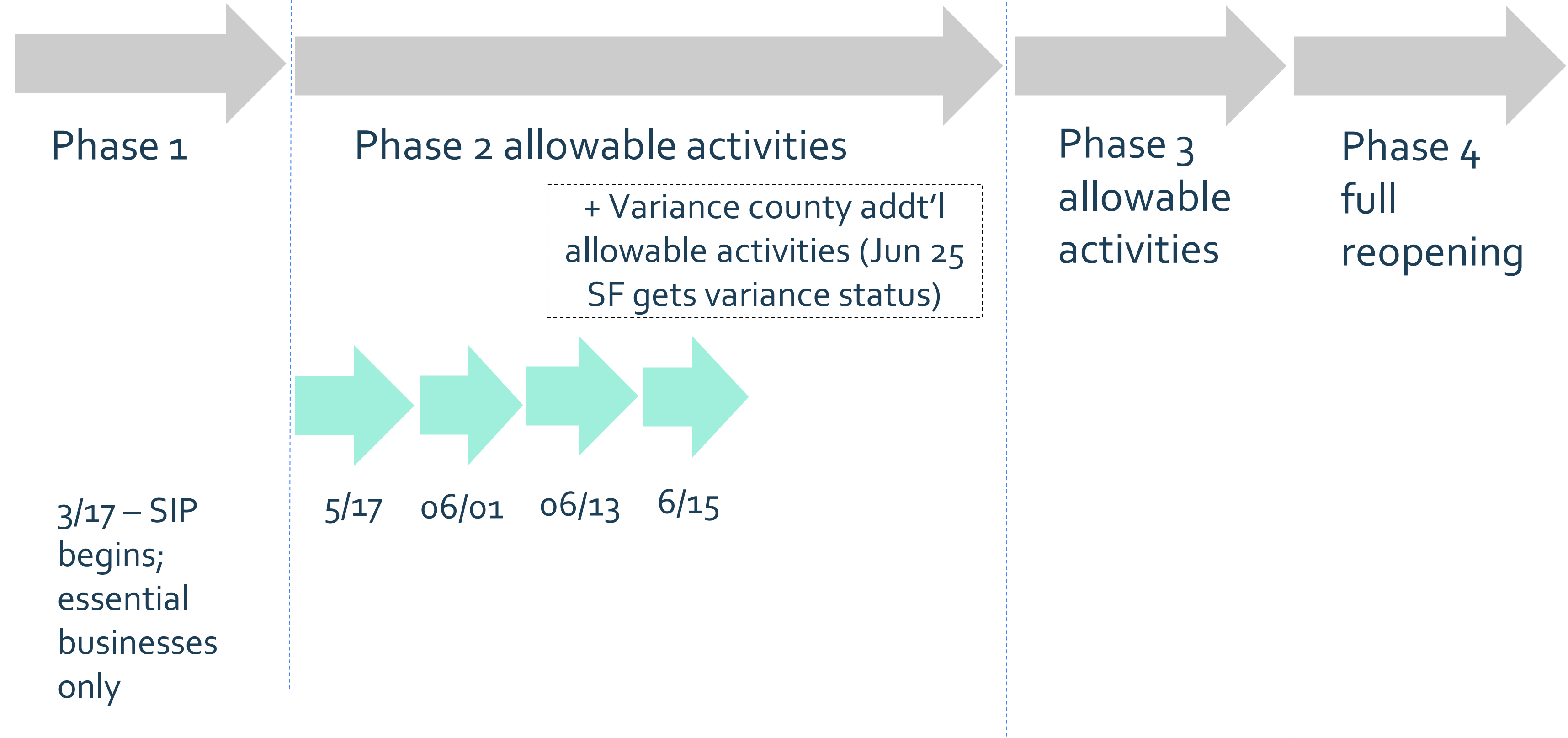
3/17 – SIP begins; essential businesses only

5/17

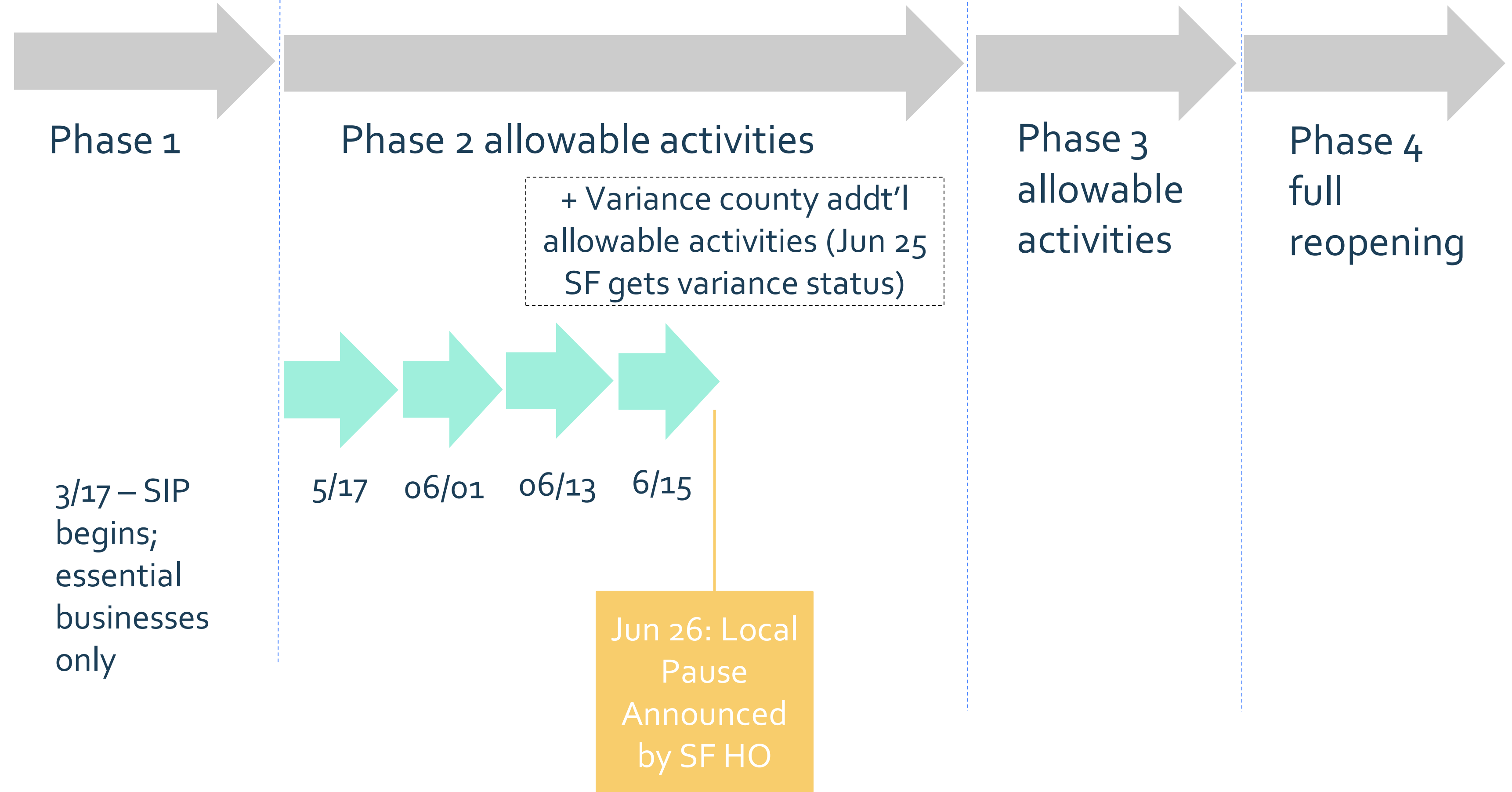
06/01

06/13

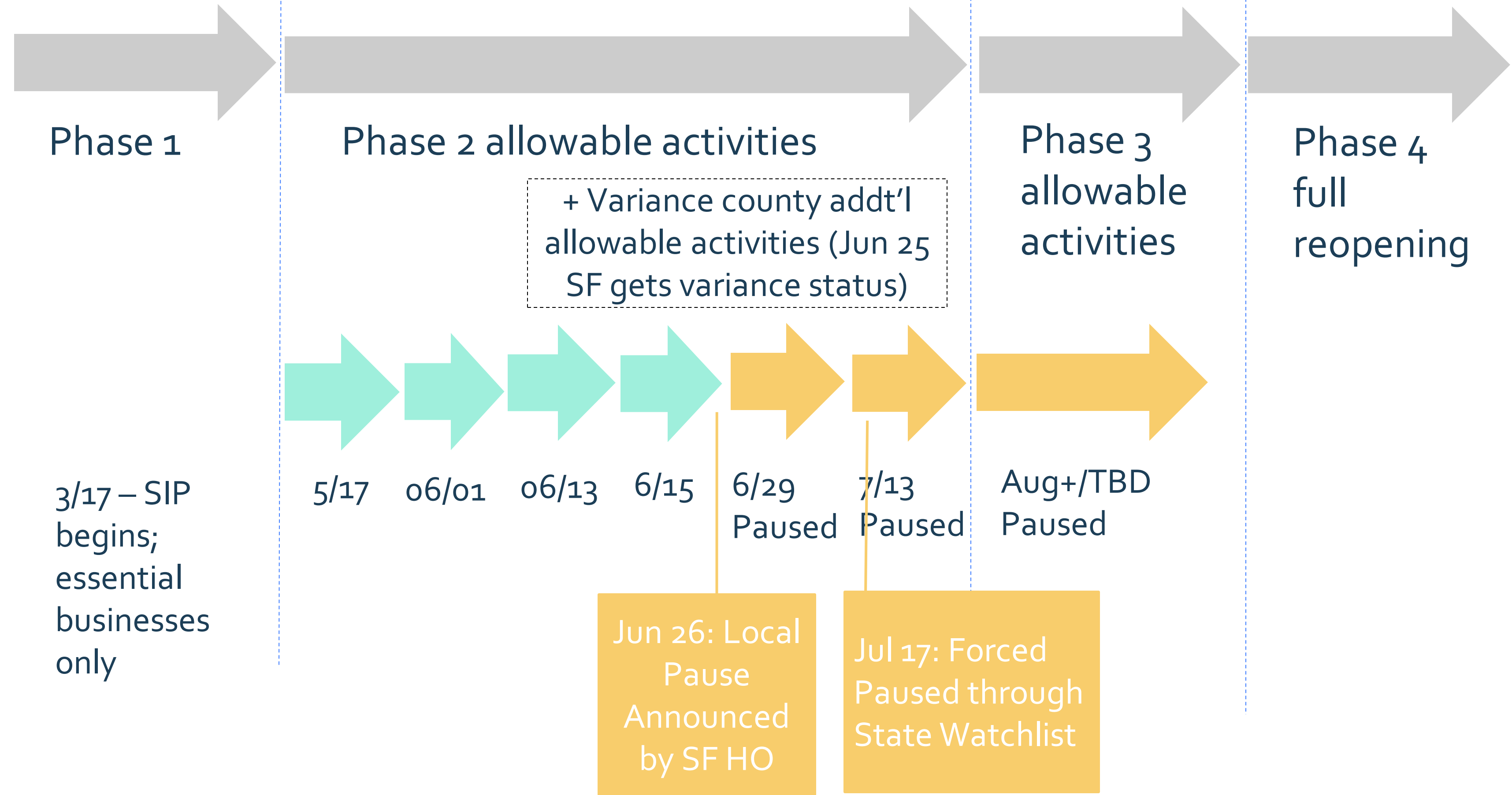
# State Context



# State Context



# State Context



# State Context



Phase 1

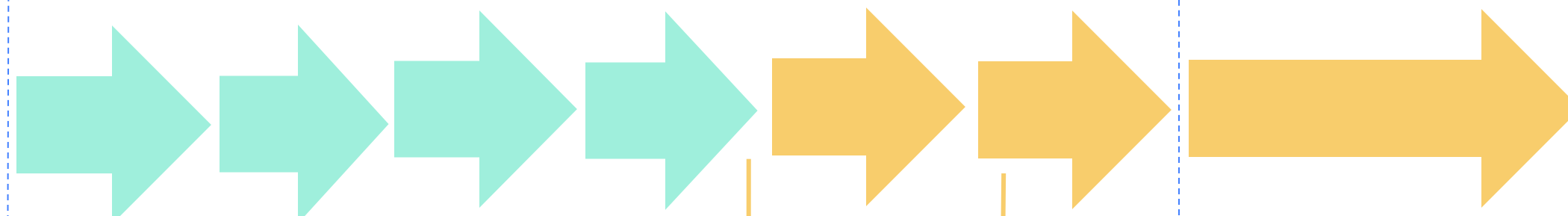
Phase 2 allowable activities

Phase 3 allowable activities

Phase 4 full reopening

+ Variance county addt'l allowable activities (Jun 25 SF gets variance status)

3/17 – SIP begins; essential businesses only



5/17

06/01

06/13

6/15

6/29

7/13

Aug+/TBD Paused

Paused

Paused

Jun 26: Local Pause Announced by SF HO

Jul 17: Forced Paused through State Watchlist

Health Indicators to Inform Pull Back, Stay Put or Move Forward



# Economic Update

# San Francisco Economic Update



**CITY & COUNTY OF SAN FRANCISCO**

Office of the Controller

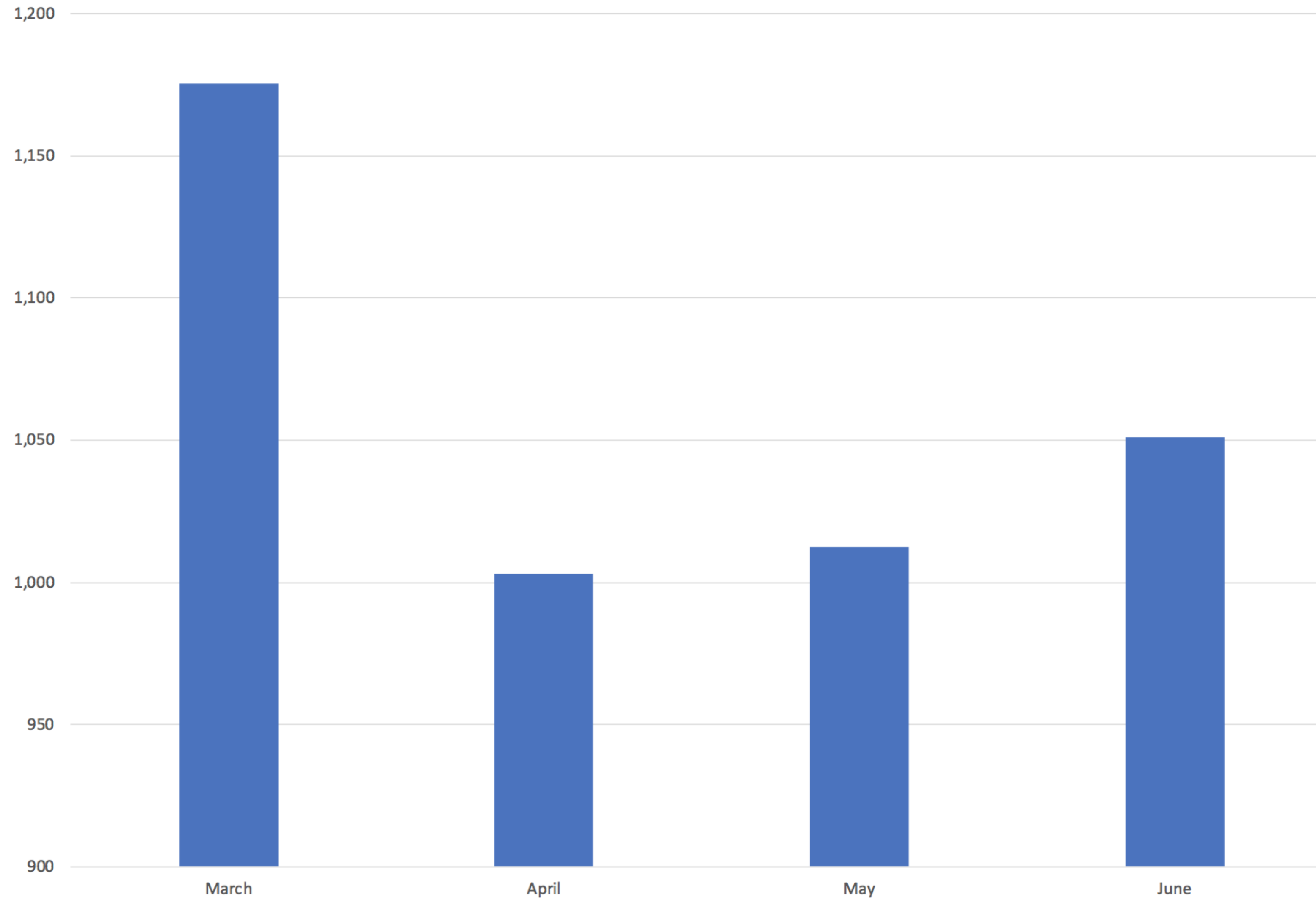
Ted Egan, Ph.D, Chief Economist

August 6, 2020

# Local Jobs: 50K Recovered from 175K Lost

2

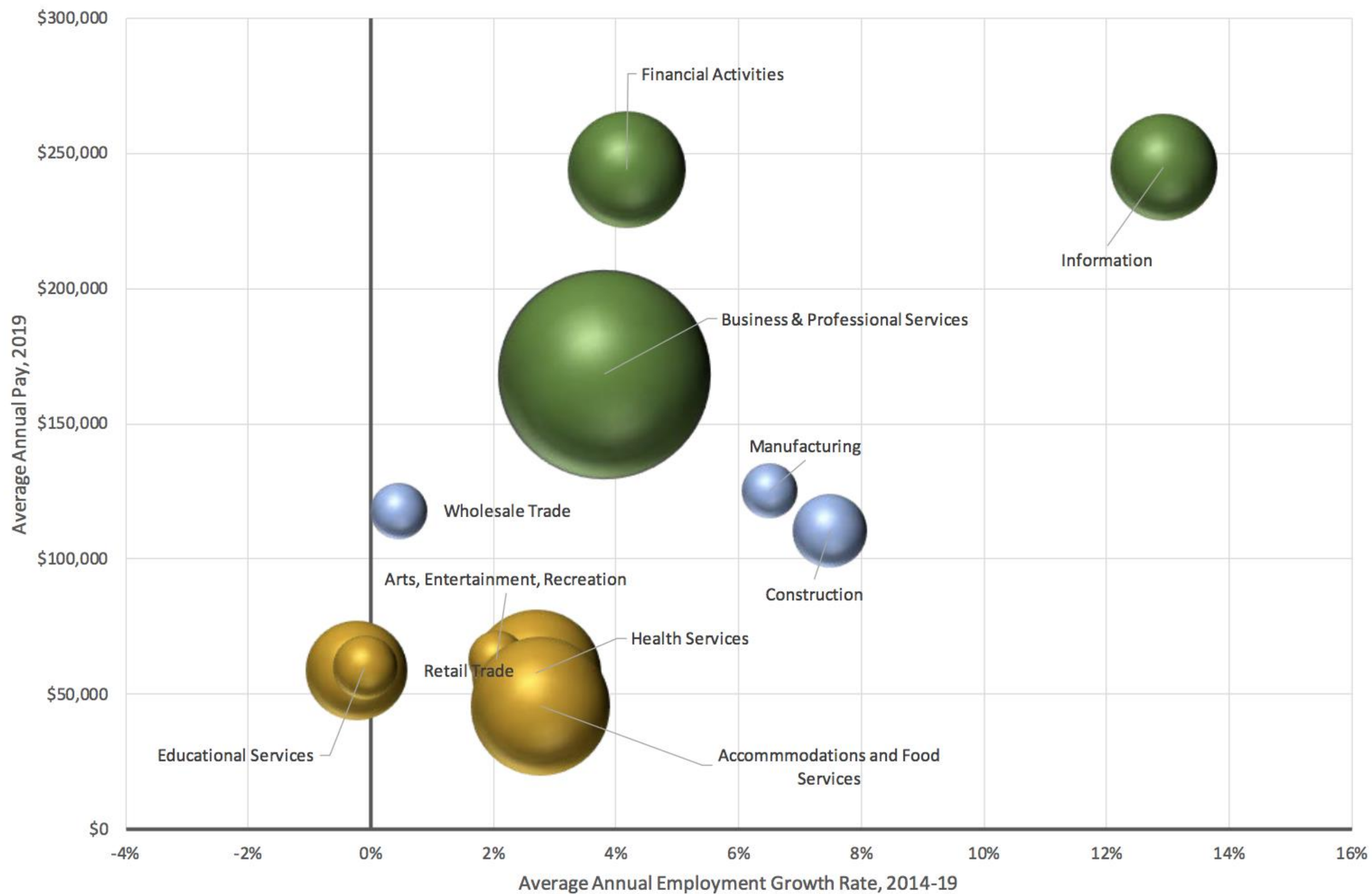
Total Non-Farm Employment in the San Francisco Metro Division, March-June 2020 (000s)



Source: Bureau of Labor Statistics

# Pre-COVID, High Wage Industries Grew Fastest

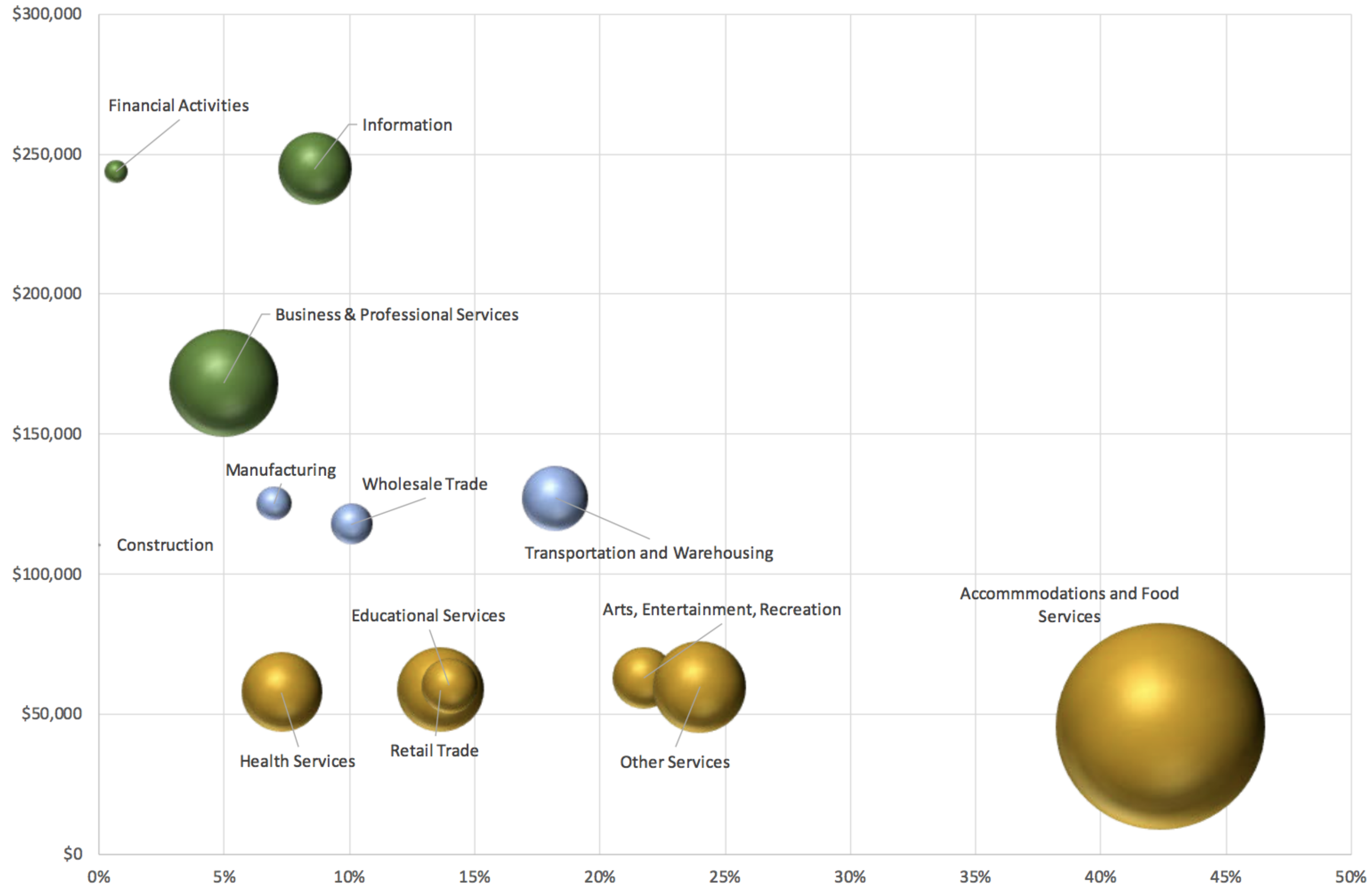
Average Wages, Relative Size, and Employment Growth Rate:  
Industry Sectors in San Francisco





# COVID Has Intensified That Trend

Average Wages by Percentage of Jobs Lost Since February:  
San Francisco Industry Sectors

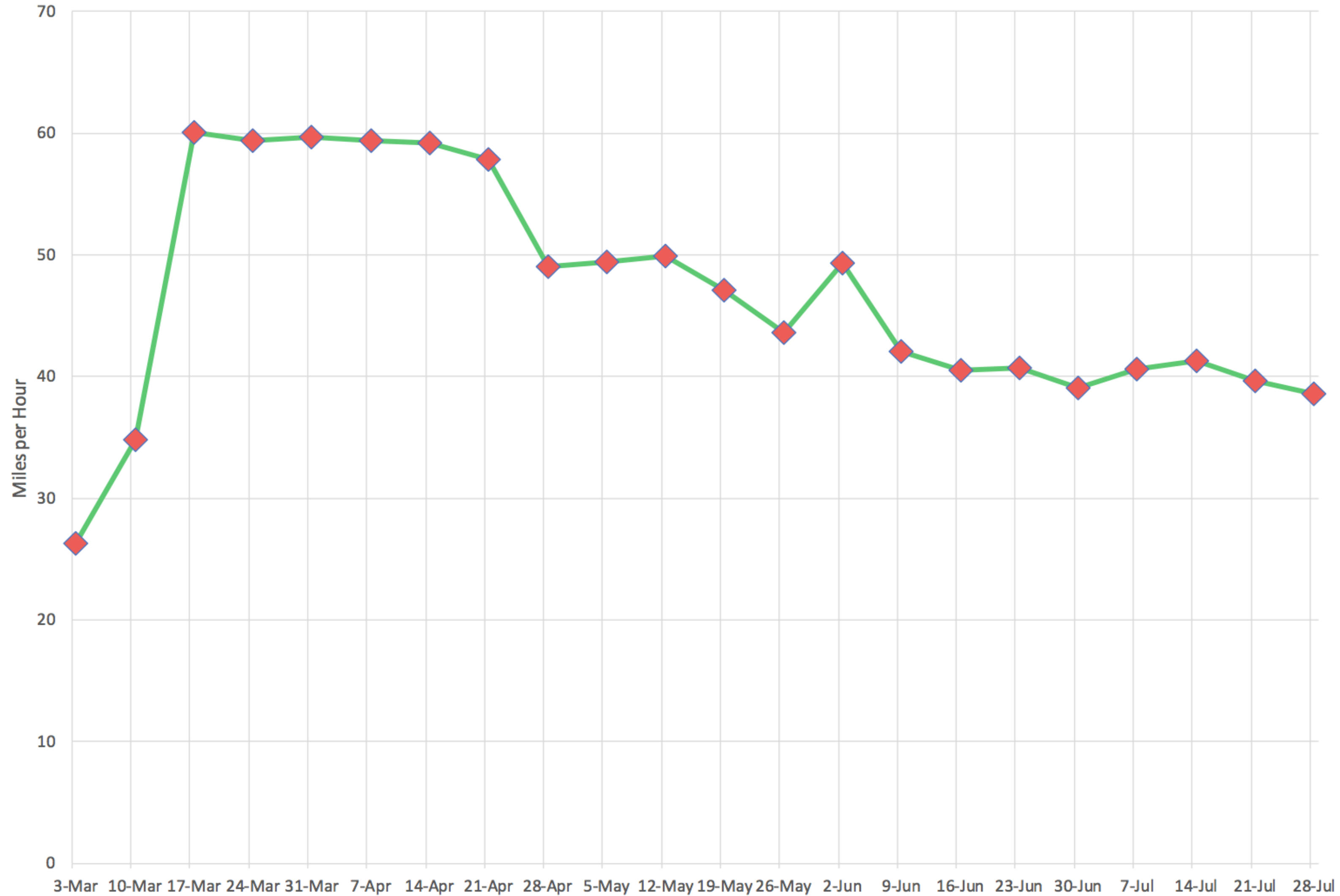


Source: Bureau of Labor Statistics



# Freeway Speeds Fall As Drivers Return to Work...

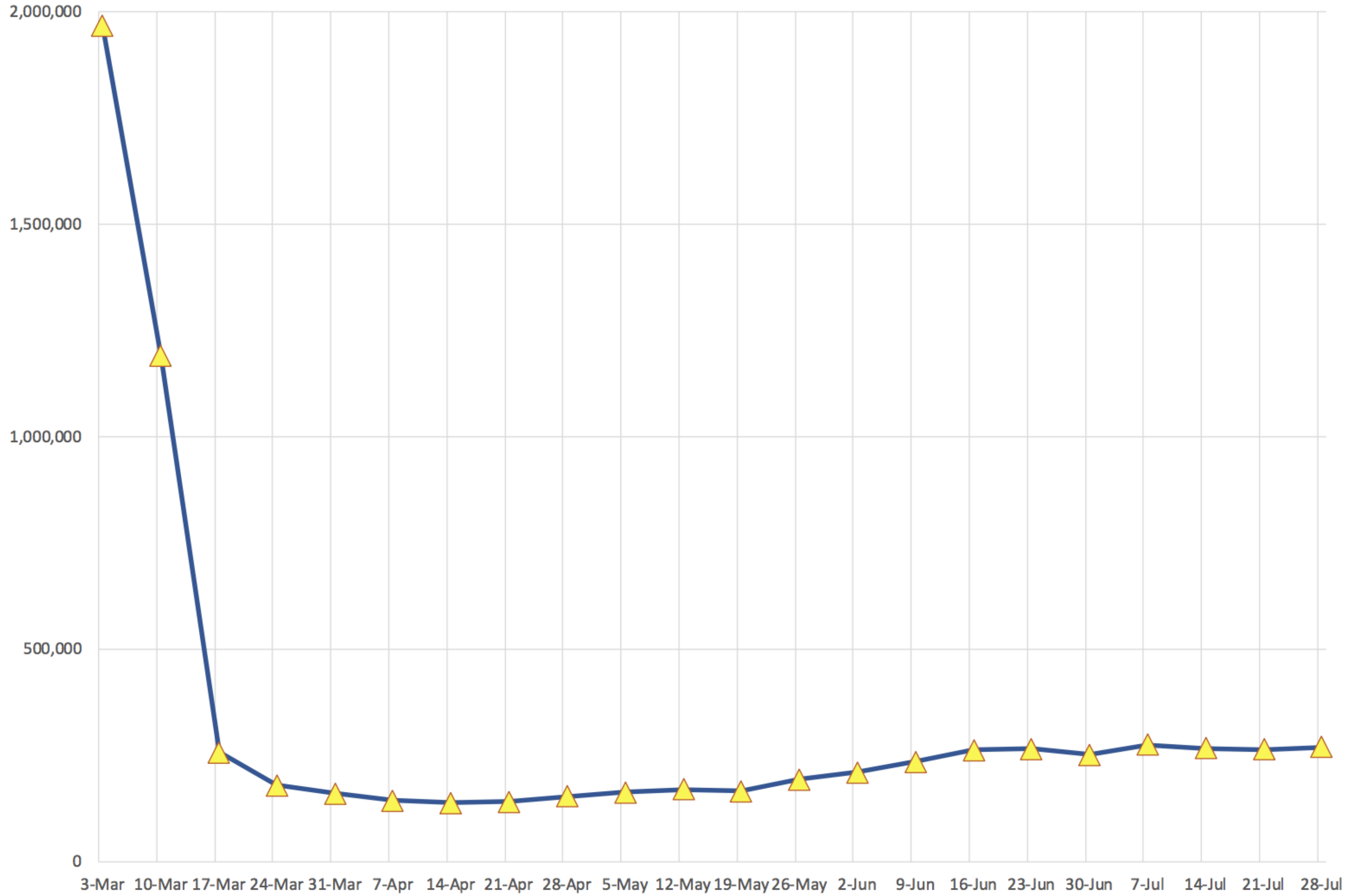
Average Weekly PM Freeway Speeds in San Francisco: Week of March 10 - July 28



Source: San Francisco County Transportation Authority

# ...But Transit Riders are Still Staying Away

Weekly BART Ridership Since March 3

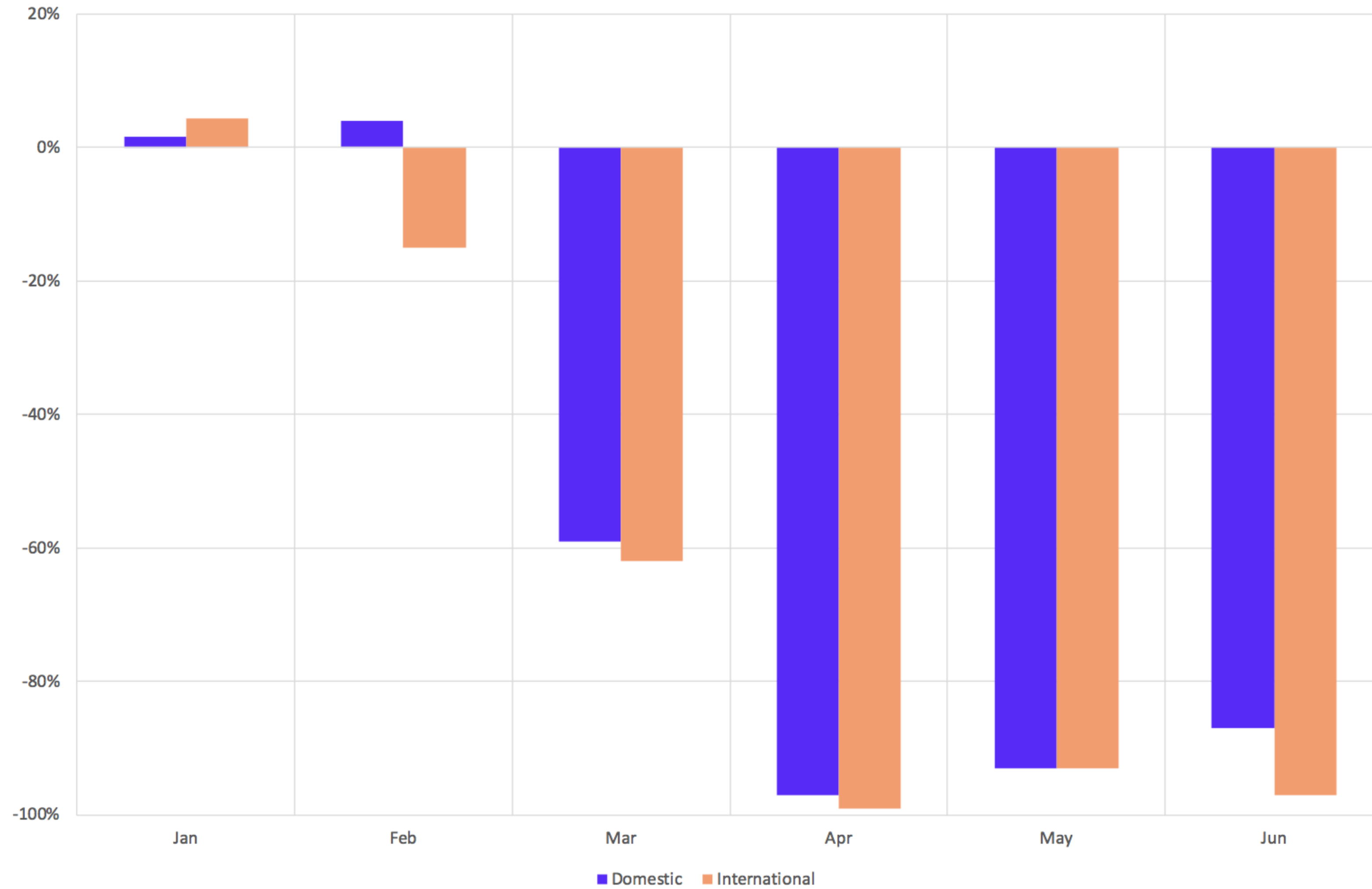


Source: Bay Area Rapid Transit (BART)

# Airport Statistics Show a Similar Dropoff

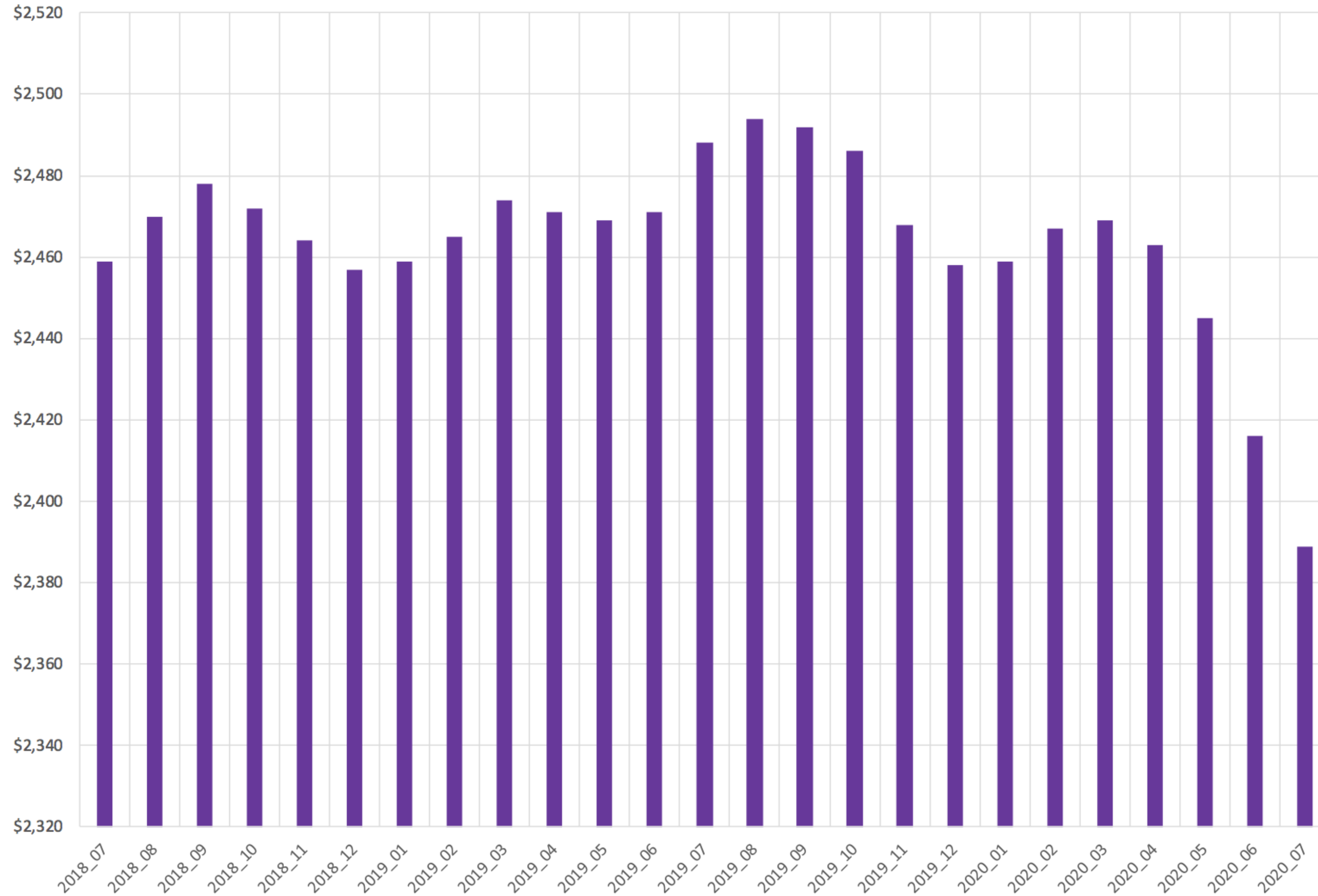
7

Monthly Domestic & International Enplanements at San Francisco International Airport:  
Percent Change from 1 Year Ago



# Drop in Asking Rents is Sharpest in the U.S.

Average 1BR Asking Rents in San Francisco: July 2018-July 2020



# Budget Update





# Mayor's Proposed FY 2020-21 and FY 2021-22 Budget

August 6, 2020



# Mayor's Proposed Budget - Overview

## Total Size of Budget

- \$13.7 billion in FY 2020-21
- \$12.6 billion in FY 2021-22

## General Fund vs. Non-General Fund

- General Fund – 46%
- Non-General Fund (Enterprise and Self-Supporting) – 54%





# Mayor's Proposed Budget

- Balances budget responsibly
- Makes progress on mental health and homelessness
- Reinvests resources to support racial equity initiatives and alternatives to policing
- Maintains a robust response to COVID-19





# Mayor's Proposed Budget – How do we balance?

- Mayor must introduce a balanced two-year budget
- Proposed budget utilizes one-time and ongoing solutions to close projected shortfall, while including targeted investments in shared priority areas
  - Solves \$1.5 billion shortfall primarily driven by revenue losses due to COVID
  - Identifies \$1.9 billion in revenue and expenditure solutions from the use of reserves, excess ERAF, revenue from the Business Tax Reform measure, and other solutions
  - Invests over \$300 million in shared priorities of homelessness and behavioral health, racial equity, and COVID-19



# Mayor's Proposed Budget – COVID-19

- The proposed budget includes \$446 million to maintain robust response to COVID-19, including:
  - PPE purchases for health and frontline workers
  - Testing for residents and essential workers
  - Hygiene stations with expanded hours
  - Community outreach and contact tracing programs
  - Over 2,500 Shelter In Place hotel rooms for vulnerable populations to access shelter – will be maintained short-term, and 6,000 placements made available over two years through new Homeless Recovery Plan





# Mayor's Proposed Budget – Equity

- Reinvests \$120 million in City resources over two years to support racial equity initiatives and alternatives to policing
  - Specific implementation plans will be determined by the community process led by the Human Rights Commission
- Includes \$15 million in one-time support to SFUSD
- Supports continued eviction prevention and housing stabilization grants, and continuation of new eviction prevention pilots from last budget



# Mayor's Proposed Budget – Business Support

- The proposed budget funds programs to mitigate financial impacts of COVID-19 for the City's residents and small businesses, including:
  - Cash grants to private sector employees under SF's Health Care Security Ordinance
  - A fund for paid sick leave for workers whose employers don't offer the benefit.
- The Give2SF COVID-19 program further funds City recovery-focused initiatives for small businesses, and funds for these efforts will continue to be disbursed throughout the next fiscal year
- The City will also continue to provide relief for businesses by deferring collection of Business Registration and Business Licensing fees until March 2021

# Working Groups



## 4 ERTF Policy Groups

- › Jobs and Business
- › Vulnerable Populations
- › Economic Development
- › Arts, Culture, Hospitality & Entertainment (ACHE)

# Working Group Process

Meeting 1 (Late June)

## Foundation

Create group norms and shared understanding

- Establish working group "Charter"  
[Suggested Exercise](#) to establish values, norms and success for that "charter"
- Review Previous Research and Community Feedback
- Prioritize topics of focus (i.e. Digital Equity, Shared Spaces, Neighborhood Corridors)

EARLY JULY (Meetings 2-3)

## Identify the Problems & Gaps

Groups work to finalize topics and path forward.

- Policy discussion to focus in on the specific problems the group is trying to solve
- Narrow to 1-3 problems that the group would like to address
- Identify gaps in research, knowledge or expertise about that problem

LATE JULY (Meetings 3-4)

## Research & Plan

Test a range of ideas to solve as possible solutions to the problem.

- Identify 1-3 solutions or "ideas" for each specific problem
- (Optional) Write a case study for each problem that demonstrates need
- Create a 1 page synopsis of ideas and solutions with the policy and engagement leads.
- Conduct a racial equity analysis of solutions

EARLY AUGUST (Meetings 5-7)

## Refine & Share

Report back on lessons and share stories for inclusion in a broader report.

- Draft a longer narrative with the policy lead to share with the City and County of San Francisco
- Share it with the rest of the task force

**\*\*DRAFT recommendations to the city by Wednesday, July 30th (to be presented at the August 6th ERTF meeting)\*\***

\*Final Report release is Early October

## Roles

CONVENER- a lead task force member who leads workshops and helps to shape agenda and "ideas"

WORKGROUP POLICY LEAD - (City staff) Logistics & policy leads that develop proposals

ENGAGEMENT LEAD -(City Staff) Support with content and agenda

PARTICIPANT (TASK FORCE MEMBER) - someone who contributes expertise and lived experience to the meetings. Members can play other roles :)

**Inclusive Listening** at every stage (researchers available to gain more public feedback)

## Deliverables

*Ideas and lessons build across each stage in the process*

- Workgroup Charter
- Prioritized Topics

- Description of problem(s) the group will focus on solving
- Gap analysis

- Racial equity analysis
  - Written draft
- Recommendations due July 30**

- Draft recommendations presented to Task Force August 6

- Final report published early October



# Recommendations Across the Four Policy Groups

## Jobs & Businesses

- Minimize evictions
- Small and medium-sized **business support**
- **Reduce expenses**
- Employment and **career advancement for the most disadvantaged**
- **Support workers** with centralized workforce development and subsidized employment

## Vulnerable Populations

- Protect health of vulnerable populations for **safe reopening**
- Ensure **affordable housing** for vulnerable populations
- **Build access to opportunity** to overcome structural racism
- **Address inequities** with immediately devastating impacts

## Economic Development

- **Affordable housing:** pursue funding, preserve, acquire, stabilize, produce, streamline
- Make **best use of publicly owned space**
- Redesign permitting and **cut red tape**
- Change zoning and other codes for **more flexible uses**

## Arts, Culture, Hospitality & Entertainment

- Help ACHE businesses and orgs. **diversify** and **reopen safely**
- Expand access to and **activate spaces ASAP**
- Utilize ACHE sector to catalyze recovery
- **Employ ACHE workforce** in recovery
- Protect and strengthen ACHE assets

# Integrated Priority Areas

- › Support Existing Businesses and Organizations
- › Support Workers and Job-Seekers
- › Protect and Meet Basic Needs for Vulnerable Populations
- › Deliver and Protect Housing
- › Pursue Economic Justice
- › Re-Imagine Spaces and the Rules That Govern Them

# Policy Work Group Framing

1. **Jobs and business support** 

2. Vulnerable populations

3. Economic Development

4. Arts, Culture, Hospitality and Entertainment

Q: How can we ensure existing small and medium sized businesses across San Francisco survive, adapt, and thrive in a post COVID-19 environment?

Q: What do San Franciscans need to (re)enter workforce?

# Jobs and Business

## What We've Heard / Problem Statements

### Consensus on 3 priority problem statements:

1. Revenues have declined without a commensurate decrease in expenses, creating much fiscal instability for businesses.
2. Workers laid off from the hospitality, entertainment, and other industries need to rapidly find other work/income while these industries are recovering.
3. Workers that were economically and/or physically vulnerable before are even more vulnerable now.

# Jobs and Business – Solutions (1/2)

## To address shrinking revenues with stagnant or growing expenses:

- Advise landlords and tenants on mortgage and commercial rent negotiations to minimize commercial evictions
  - Engage pro bono or City-funded attorneys to represent borrowers in communications and negotiations with banks around mortgage relief.
  - Provide landlords and tenants with advisory services from brokers at no cost to the parties to negotiate solutions that avoid evictions and/or permanent closures.
- Improve cash-flow for small/ medium-sized businesses through expanded funding and reduced expenses
  - Conduct a review of the employer mandates and make recommendations on new approaches to meeting the policy goals, while minimizing costs
  - Provide funds to Local Business Enterprises with city contracts so that they can cash-flow the scope of work for City agreements until they are paid for their work



# Jobs and Business – Solutions (2/2)

**To address employment for our most vulnerable workers and those who have been laid-off:**

- Increase employment opportunities and support career advancement of the most disadvantaged San Franciscans
  - Strengthen and expand the City's First Source hiring legislation and implementation.
  - Create (and expand) in-demand job training programs that connect directly to good paying sustainable career pathways at scale.
- Support the quick movement of labor across industries
  - Establish a comprehensive workforce development strategy, centralize the coordination of workforce development programs and establish one point of information and entry for all programs (no wrong door).
  - Expand subsidized employment and hiring and employee retention incentive programs.

# Policy Work Group Framing

1. Jobs and business support
- 2. Vulnerable populations** →
3. Economic Development
4. Arts, Culture, Hospitality and Entertainment

Q: How can we ensure our most vulnerable residents' needs are met?

Q: How do we make it easier for a growing number of people to access and receive the support they need through the recovery?

# Vulnerable Populations – What We've Heard

## **Economic Justice Lens**

*For San Francisco to recover, its government and institutions need to ensure that all people, especially communities of color that have faced generations of structural racism, have equitable access to wealth building and financial protections; equitable access to opportunity and information; and the means to contribute to the economy having their basic needs met.*

## **Three Main Priority Areas**

- Basic Needs
- Wealth Building
- Access to Opportunity

# Vulnerable Populations – Problem Statements

## Basic Needs

- There are barriers to testing, PPE, and care for vulnerable workers
- Many are on the verge of homelessness or displacement
- Unhoused people are uniquely vulnerable to COVID-19
- Shelter-in-place and lack of in-person services is straining mental health
- Workers cannot realistically reenter the workforce without adequate affordable and safe child care
- Individuals and families are increasingly experiencing hunger and difficulty accessing basic needs

## Wealth Building

- Lack of investment, limited access to banking, financial predation, and criminalization of poverty and immigration drive a huge wealth gap in communities of color
- Undocumented immigrants do not have access to the same spectrum of supports

## Access to Opportunity

- Upward economic mobility is made more difficult by decentralized information, lack of training, unfamiliarity with digital resources, and hard-to-find opportunities, resources, and programs, especially for young adults and other new job-seekers



# Vulnerable Populations – Solutions

## Protect health of vulnerable populations as SF reopens

- **Provide PPE, accessible testing, tracing**
- **Ensure safe work environments for all essential workers, especially low-income**
- Access to COVID health care and info
- Mental health support
- Clean streets

## Ensure affordable housing for vulnerable populations

- **Prevent eviction and displacement**
- **Provide for domestic violence survivors**
- **Keep those housed in SIP placements housed**
- Build more affordable housing and PSH
- Expand subsidies for homeless youth and families
- Temporary housing for vulnerable workers



## Invest and build access to opportunity to overcome legacy of structural racism

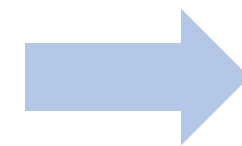
- **Invest in Black** and immigrant **communities**
- Early education to break the cycle of poverty
- Anti-discriminatory legislation
- Significant investments in workforce devt
- Accessible jobs/training information

## Address inequities with immediately devastating impacts

- **Ensure food access, maximize SNAP enrollment**
- **Bridge the digital divide**
- **Ensure low-income schoolchildren have access to educational programming**
- **Reform fines and fees**
- Ensure affordable childcare

# Policy Work Group Framing

1. Jobs and business support
2. Vulnerable populations
- 3. Economic Development**
4. Arts, Culture, Hospitality and Entertainment



Q: How can we make it easier to start a new business and rebuild our commercial corridors?

Q: How can we promote the growth of our city while protecting existing communities?

# Economic Development – Problem Statements

## **Subgroup on Housing:**

- “It takes too long and is too expensive to build housing”
- “We are not producing enough permanently affordable housing to meet our City’s need”
- “We need to ensure stability of rental housing and tenants.”

## **Subgroup on Small Business:**

- “The City makes it too difficult and expensive to operate a small business”
- “Zoning and building code rules are barriers to starting, growing, or changing a business”

# Economic Development – Housing Solutions

1. Pursue affordable housing funding at federal, regional, and local level including federal funding package after election and take advantage of current state funds like HomeKey
2. Prioritize preservation and stabilization in affordable housing investment to prevent a wave of evictions and speculation
  - Provide rent assistance, foreclosure aid, and other services to prevent loss of housing
  - Expand investment in small sites program to acquire and preserve multifamily housing occupied by low- and moderate-income renters
  - Offer forgivable loans to small property owners who make concessions to tenants
3. Support production of housing and construction jobs
  - Permit 4-plexes – focus on corner parcels
  - Reinstate fee deferral program to stimulate housing production through the recovery
  - Streamline entitlement process to accelerate and increase housing production



# Economic Development – Small Business Solutions

1. Give businesses more flexibility in how they use space they can respond to COVID-19
  - Permit more ground floor active uses to combat retail vacancy
  - Allow conversion of office buildings to housing, PDR, etc.
  - Allow conversion of hotels to longer-duration housing
  - Extend planning entitlements that may expire during crisis
2. Make the permit process easy, transparent, predictable, and customer-focused
  - Fee Holiday (temporary reduction in permit fees)
  - Comprehensive redesign of process to be customer-focused: more transparency on estimated fee amounts, digital plan review with City staff, concierge service for applicants, publish expeditor resources
  - Eliminate unnecessary permits that aren't directly related to health and safety
3. Maximize the use of public open spaces to support economic recovery
  - Extend Shared Spaces, offer support, further process streamlining, esp. for street closures
  - Repurpose land used for golf courses
  - Interim uses for development sites

# Policy Work Group Framing

1. Jobs and business support
2. Vulnerable populations
3. Economic Development
4. **Arts, Culture, Hospitality & Entertainment**

Q: How do we preserve and strengthen SF's identity as a hub of world-class and community arts and culture for the long-term?

Q: How do we ensure that the artists and cultural diversity embedded in our communities are sustained and uplifted throughout our recovery?

Q: How can arts and culture be conveners and leaders in our recovery?

# Arts, Culture, Hospitality & Entertainment (ACHE) Group

*Survey to broader ACHE sector: 440 people responded, representing various sectors: over 75% of respondents supported 5 policy themes and their respective potential strategies.*

What we've heard:

- **ACHE sectors are hurting!** They are the backbone of our economy and jobs, community cohesion and spirit.
- **ACHE sectors are creative, entrepreneurial and can be catalyst for recovery.**
- **This is an opportunity:** Successful temporary policies/programs could become permanent.
- **Neighborhood-based solutions are key,** and ACHE sectors can be conveners and activators.
- **ACHE sectors includes for-profit businesses, nonprofits and individual artists, and contract and individual workers.** We need them all and need to support them all.
- **ACHE sectors are often hybrid** and don't easily fit in to certain reopening phases.
- **Recovery plans need to prioritize EQUITY** and support small and BIPOC-serving ACHE businesses and organizations.

# ACHE Policy Areas and Proposals (1/3)

## 1. Support ACHE sector as they navigate pandemic-imposed restrictions on reopening

- Clear communication about reopening requirements in multiple languages
- Financial relief/technical assistance, particularly rent relief and access to capital
- Bridge the digital divide for businesses and audiences
- Speed up approval processes: businesses need to be flexible with changing health rules
- Support hybrid businesses and business flexibility

## 2. Expand access to & activation of indoor and outdoor space so ACHE sectors can survive

- Support cleanliness, health and safety in public spaces
- Rethink temporary use permitting, amplified sound, zoning, business permitting, Police Code, inspections requirements and code enforcement making them less onerous and less time-consuming
- Expand access to outdoor spaces and support a diversity of activities
- Support neighborhood-based activities, ensuring under-resourced neighborhoods receive needed City support



# ACHE Policy Areas and Proposals (2/3)

## **3. Utilize ACHE sectors to develop and implement neighborhood and citywide plans/campaigns to rebuild SF's vibrant neighborhoods and rebuild SF as a tourist destination**

- Work collaboratively to develop a regional tourism campaign that would support neighborhood and citywide-attractions
- Support ACHE sector to be co-conveners with merchant associations and commercial corridors to develop neighborhood-specific recovery plans
- Include neighborhood assets in recovery marketing strategies

## **4. Facilitate recovery through ACHE-specific job programs, developed with City, private sector and philanthropy partnerships**

- Support resource/employment center connecting unemployed ACHE workers with job opportunities like public art projects, temporary activation projects, youth arts education, marketing campaigns, beautification projects, etc., prioritizing BIPOC workers
- Work with labor/hotel industry to create job development programs
- Support expansion of health care for workers



# ACHE Policy Areas and Proposals (3/3)

## 5. Preserve, connect and strengthen existing ACHE assets, such as buildings, businesses, organizations, leaders)

- Identify new revenue sources for City arts funding, given likely near-term impacts of pandemic on Hotel Tax revenue
- Protect and stabilize existing ACHE assets, including existing neighborhood-based venues, nonprofit spaces, artists live/work spaces, entertainment venues and ACHE-sector jobs
- Appoint more ACHE sector representatives to commissions, citizen advisory committees and other decision-making bodies
- Address real estate sustainability: space preservation, acquisition, retention and expansion (including outdoor space and performance space)
- Partner with tech, big businesses and philanthropies in preserving and supporting ACHE assets

# Community Engagement & Listening

# OUR WORK

Guide conversation among Task Force members.

Gather the perspectives of vulnerable populations to validate and inform task force recommendations.

# OUR PROJECTS

Research & listening conducted  
(and in progress\*):

- Online Public Survey – May 2020
- OEWD best practices industry engagement
- Surveys with Chinatown SROs & restaurant & food businesses
- Immigrant and undocumented community hearing
- Disability community interviews (led by the Mayor's Office of Disability)
- OEWD's Invest in Neighborhoods and MOHCD's Cultural Districts\*
- Focus groups with community-based organizations focused on Black, Filipinx, and Latinx communities.\*

# SURVEY RESPONSES

Who responded to the ERTF survey

- 16 different industries  
27% ACHE, 12% non-profits
- 40% full-time employees  
38% business owners  
6% part-time employees
- 46% small (2-49) business  
20% medium (50-999) business



# SURVEY GAPS

Who was underrepresented\*

- **Females & Transgender**
  - 41% Female
  - 58% Male
  - 10 Trans/Gender non-conforming respondents
- **Youth & Younger Working Age**
  - 32% 18-44-year-olds  
(vs. 67% of population)
- **Black, Latinx, and Filipinx**
  - 10% identified as Latino/Latinx/Hispanic  
(vs. 15% of population)
  - 5% identified as Black/African-American  
(vs. 5% of population)
  - < 1% identified as Filipino  
(vs. 4.5% of population)

\* 73% of respondents provided race/ethnicity

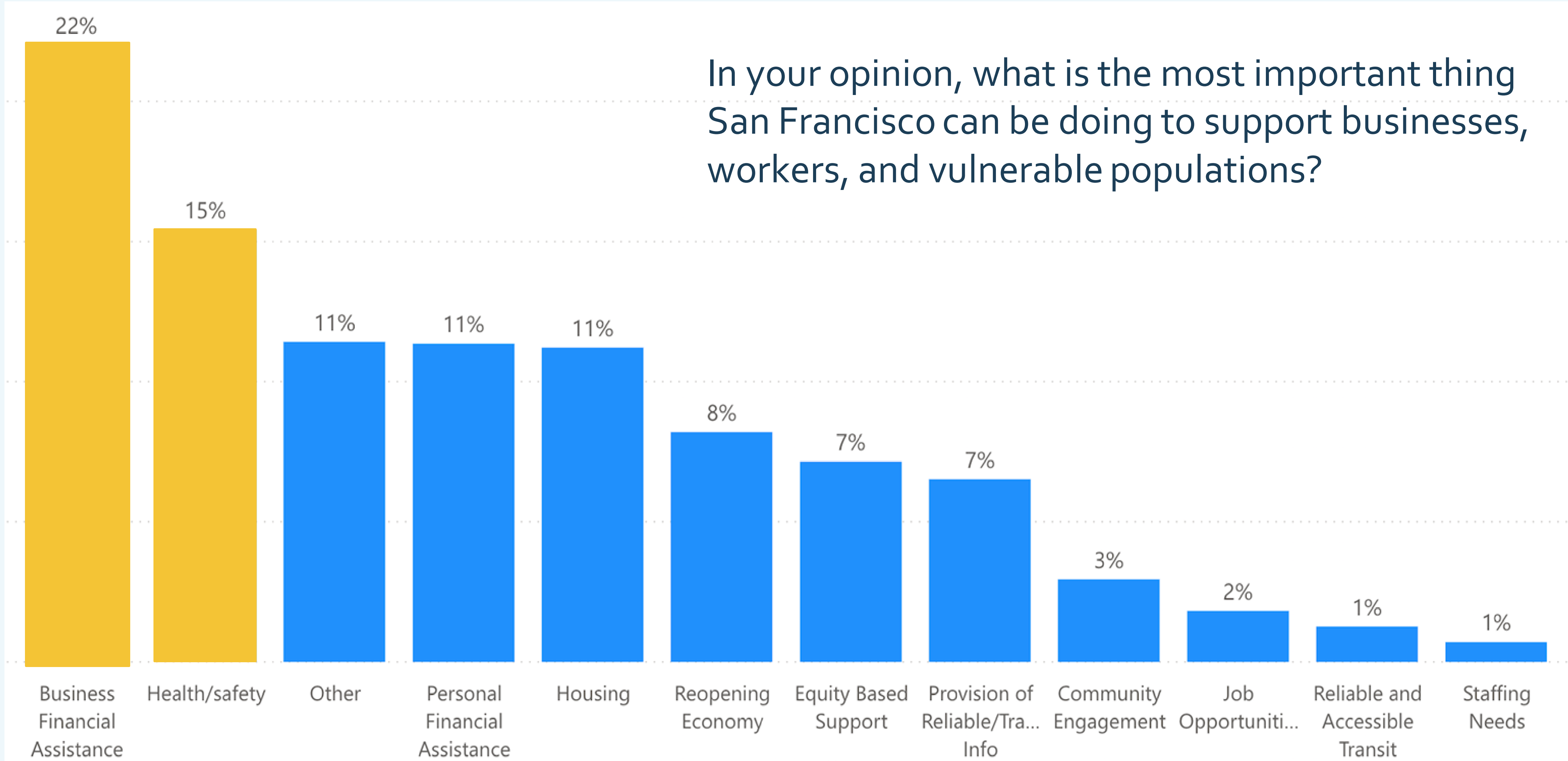
# NEIGHBORHOOD REPRESENTATION

Top 4 neighborhoods represented

- Inner Mission/Bernal Heights  
94110
- Hayes Valley/Tenderloin  
94102
- Bayview-Hunters Point  
94124
- Haight-Ashbury  
94117

# Highlight: Most Important City Support

In your opinion, what is the most important thing San Francisco can be doing to support businesses, workers, and vulnerable populations?



# Public Survey Findings

- › Sentiment shift: Health/Safety rose from 14% (May) >> 24% (June)
- › Public financial assistance to businesses was the most desired category of action, especially amongst business owners of color, with Black owners (2x more desired)

# OEWD Best Practices Industry Engagement

- › Industry engagement for re-opening to develop and publish best practices aligned with the health orders to support business operations as allowed
- › Responding to business owners' need for tools to operate under rapidly evolving circumstances
- › Focus on sectors most likely to see new/expanded operating allowances in near-term SIP orders – curbside pickup, manufacturing, retail, office, restaurants and food service, personal services, and medical services



## Immigrant Rights Commission - June 8

- › Prioritize neighborhoods w highest COVID-19 transmission rates
- › Invest in undocumented populations
- › Simplify access points and publicize through ethnic media/social media
- › Conduct culturally competent, in-language outreach
- › Avoid cuts to CBOs
- › Support immigrant-owned small business

## Commission on the Status of Women - July 22

- › Engage with immigrant communities and communities of color
- › Support LGBTQ+ communities, especially Queer ACHE sector workers
- › Focus on small business
- › Remedy historical divestment in Black and Brown communities and mitigate their displacement from SF

## Chinatown Survey

- › Broad-based unemployment: 73% SRO residents are out of work, dual-income households now single-income
- › Chinatown businesses are suffering due to high fixed expenses, public street cleanliness, lack of customers, vandalism, theft, anti-Asian harassment/violence
- › People want training opportunities

## Mayor's Office on Disability

- › African-Americans are disproportionately high part of the disability community
- › High-risk population that cannot go out, needs extra support
- › Problems with cessation of personal care services and lack of PPE
- › Facing inaccessible non-COVID medical care and solutions/programs
- › Digital divide
- › Extra hardship with reduced transit

# Next Steps

- › Gain community feedback on Task Force work
- › Lead equity review of policy memos
- › Begin ERTF report document

# Q&A with the Co-Chairs

# Thank you!

Email us at *RecoverySF@sfgov.org*

<https://www.onesanfrancisco.org/covid-19-recovery>

*Next ERTF Meeting: September 10, 2020 from 2-3:30pm*