


2012 CLEAN & SAFE NEIGHBORHOOD PARKS BOND

Request 3rd 2012 Sale



Capital Planning Committee
November 13, 2017



2012 CLEAN & SAFE NEIGHBORHOOD PARKS BOND

Scope: Fund capital projects for the renewal and repair of our parks, recreation, and open space assets.

Authorization Total
\$160,500,000

Issued to Date
\$83,790,900

Proposed Issuance
\$76,710,000

Proposed Issuance Date
January 2018



BOND OVERVIEW

Neighborhood Parks	Bond Budget \$s in Millions
Angelo J. Rossi Playground-Pool	8.2
Balboa Park – Pool	7.0
Garfield Square – Pool	11.0
George Christopher Playground	2.8
Gilman Playground	1.8
Glen Canyon Park	12.0
Hyde & Turk Mini Park	1.0
Joe DiMaggio Playground	5.5
Margaret S. Hayward Playground	14.0
Moscone Recreation Center	1.5
Mountain Lake Park	2.0
Potrero Hill Recreation Center	4.0
South Park	1.0
West Sunset	13.2
Willie “Woo Woo” Wong Playground	6.0
Program Contingency	6.0
Neighborhood Parks Total	\$97.0M

Citywide Programs	Bond Budget \$s in Millions
Community Opportunity Fund	12.0
Failing Playgrounds	15.5
Forestry	3.7
Trails	4.0
Water Conservation	5.0
Citywide Programs	\$40.2M

Citywide Parks	Bond Budget \$s in Millions
Golden Gate Park	9.0
John McLaren Park	10.0
Lake Merced	2.0
Citywide Parks	\$21.0M

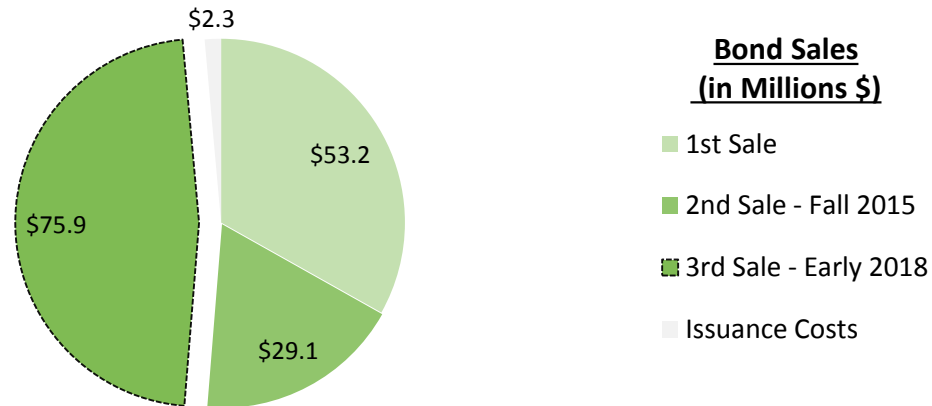
Bond Issuance Costs	\$2.3M
----------------------------	---------------

RPD Bond Program Total	\$160.5M
-------------------------------	-----------------



BOND STRATEGY

2012 GO Bond Bond Sale Amounts and Expended



Bond	Date	SFRPD	SF Port
1 st Sale	6/2013	53,187,500	18,200,000
2 nd Sale	10/2015	29,152,430	13,200,000
3 rd Sale	Early 2018	75,899,527	-
Subsequent Sale	TBD	-	3,100,000
Bond Issuance Cost		2,260,543	
TOTAL		\$160,500,000	\$34,500,000

ISSUANCE SUMMARY

2012 Bond Parks and Programs	Bond Budget	1st & 2nd Sale w/Supplemental Reappropriations	3rd Sale
Angelo J. Rossi Playground - Pool	\$ 8,200,000	\$ 2,050,000	\$ 6,150,000
Balboa Park - Pool*	\$ 7,000,000	\$ 8,860,000	\$ -
Garfield Square - Pool	\$ 11,000,000	\$ 2,979,000	\$ 8,021,000
George Christopher Playground	\$ 2,800,000	\$ 790,000	\$ 2,010,000
Gilman Playground	\$ 1,800,000	\$ 1,800,000	\$ -
Glen Canyon Park*	\$ 12,000,000	\$ 13,900,000	\$ -
Hyde & Turk Mini Park	\$ 1,000,000	\$ 150,000	\$ 850,000
Joe Dimaggio Playground*	\$ 5,500,000	\$ 6,120,000	\$ -
Margaret S. Hayward Playground	\$ 14,000,000	\$ 3,850,000	\$ 10,150,000
Moscone Recreation Center	\$ 1,500,000	\$ 1,402,500	\$ 97,500
Mountain Lake Park*	\$ 2,000,000	\$ 2,180,000	\$ -
Potrero Hill Recreation Center	\$ 4,000,000	\$ 1,100,000	\$ 2,900,000
South Park	\$ 1,000,000	\$ 1,000,000	\$ -
West Sunset*	\$ 13,200,000	\$ 13,600,000	\$ -
Willie "Woo Woo" Wong Playground	\$ 6,000,000	\$ 2,150,000	\$ 3,850,000
Program Contingency	\$ 6,000,000	\$ 50,000	\$ 990,000
Citywide Parks and Programs	\$ 61,239,457	\$ 20,358,430	\$ 40,881,027
Total to RPD Projects	\$ 158,239,457	\$ 82,339,930	\$ 75,899,527
Issuance Costs and Oversight, est.	\$ 2,260,543	\$ 1,450,070	\$ 810,473
TOTAL ISSUANCE**	\$ 160,500,000	\$ 83,790,000	\$ 76,710,000

LEVERAGED FUNDING

Neighborhood Parks & Citywide Programs	Original Bond Budget \$s in Millions	Current Bond Budget	Other Funding \$s in Millions
Balboa Park – Pool	7.0	8.86	1.78
Garfield Square – Pool	11.0	11.0	7.5
Glen Canyon – Recreation Center	12.0	13.9	0.15
Joe DiMaggio Playground	5.5	6.12	1.25
Margaret S. Hayward Playground	14.0	14.0	7.98
Moscone Recreation Center	1.5	1.5	.77
Mountain Lake Park	2.0	2.18	.86
Potrero Hill Recreation Center	4.0	4.0	1.08
South Park	1.0	1.0	3.26
West Sunset Playground	13.2	13.6	0.27
Willie “Woo Woo” Wong Playground	6.0	6.0	4.0
Citywide Parks	21.0	21.0	0.87
Citywide Programs	41.5	41.5	1.01
Total	\$139.70	\$144.66	\$30.78



STATUS UPDATE – NEIGHBORHOOD PARKS

		Open to Public	Planning	Design	Construction
Phase I	Balboa Park Pool Building				✗
	Gilman Playground	✓			
	Glen Canyon Rec Center	✓			
	Joe DiMaggio Playground	✓			
	Mountain Lake Playground	✓			
	South Park	✓			
	West Sunset Playground	✓			
Phase II	Garfield Square Pool Building			✗	
	George Christopher Playground			✗	
	Margaret S. Hayward Playground			✗	
	Moscone Rec Center				✗
	Potrero Hill Rec Center			✗	
	Willie “Woo Woo” Wong Playground			✗	
Phase III	Angelo J. Rossi Playground			✗	
	Hyde & Turk Mini Park		✗		

STATUS UPDATE – CITYWIDE PARKS & PROGRAMS

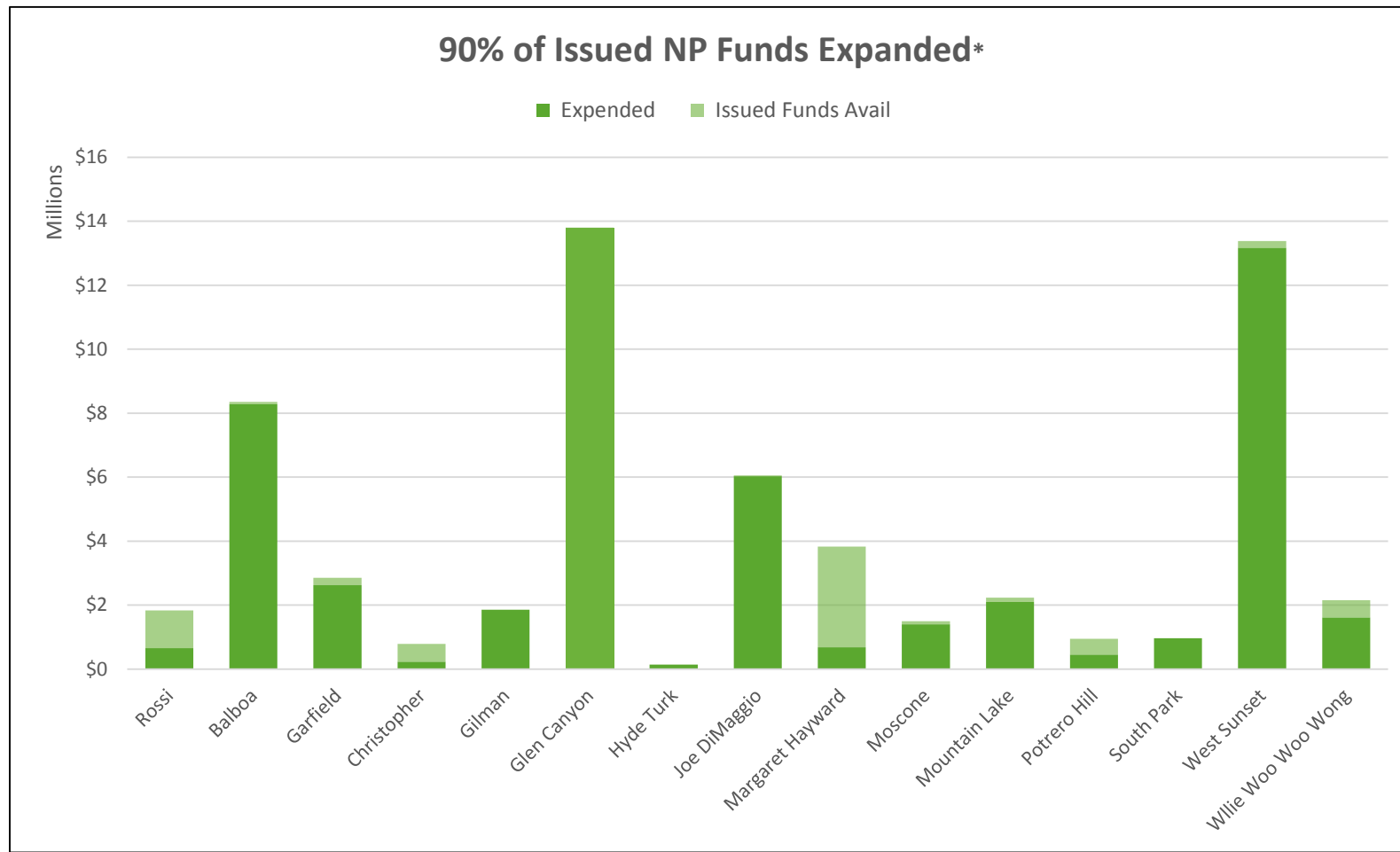
Citywide Parks:

- Community outreach for projects in **McLaren Park** and **Lake Merced** is underway
- Commission approval for **McLaren Park Vision Plan** expected November 2017
- **GGP** Stanyan St Entrance Improvement Project in planning

Citywide Programs:

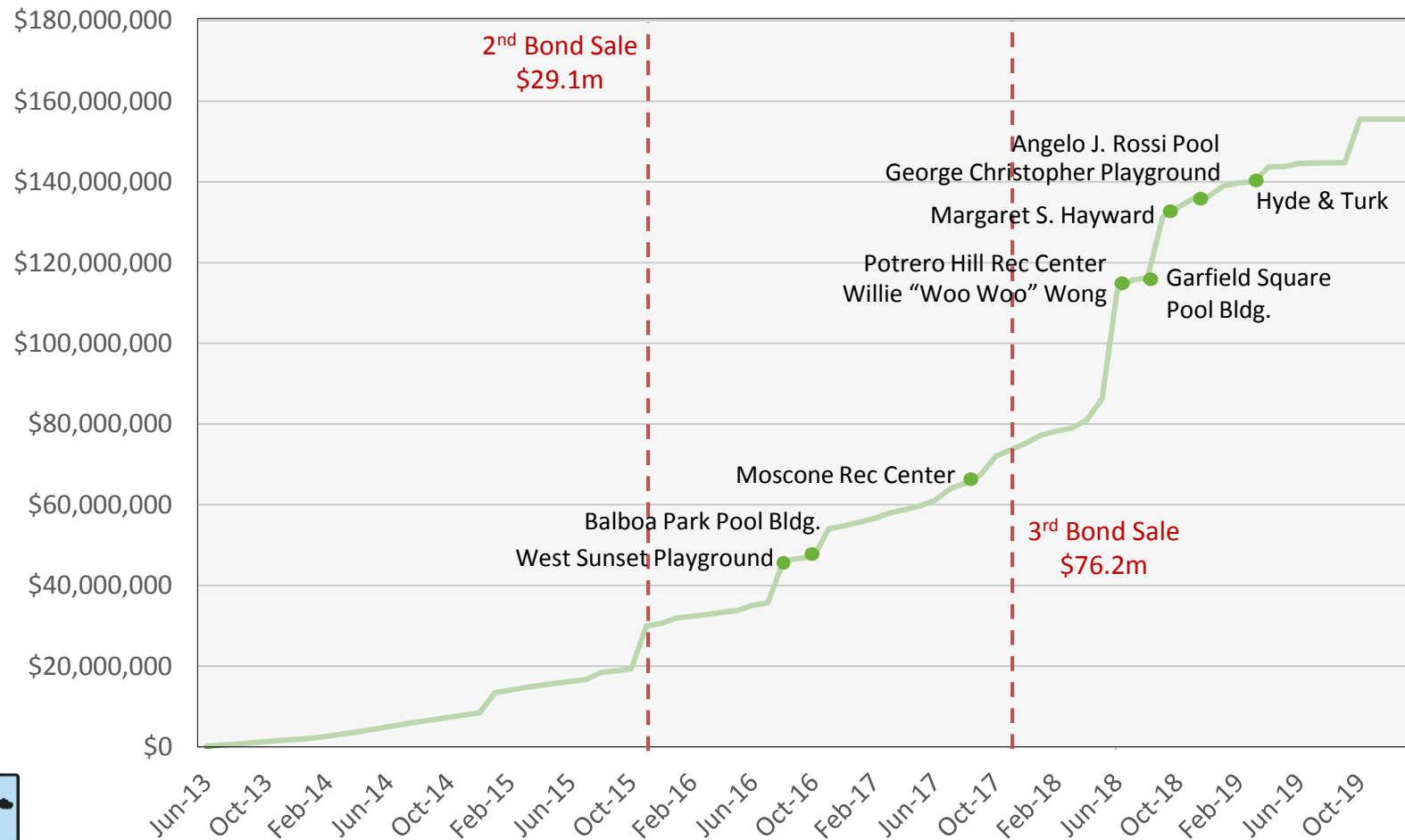
- **Let's Play! SF:** of 13 parks, concept design has been approved for 2 parks and approval for 2 additional parks expected November 2017; 3 parks in planning. 3rd Issuance will fund design and construction in all Tier 1 parks
- **Trails:** Commission approval for the \$2M **McLaren** trail improvement plans expected Nov 2017; \$1.9M **GGP** Oak Woodland Trails Improvement Project bid package being finalized, advertised by end of year
- **Urban Forestry:** Currently working on a Master Plan w/Planning Dept.
- **Water conservation** projects completed: Alta Plaza Park (north side), Alamo Square Park, Moscone Rec Center

FUNDS EXPANDED

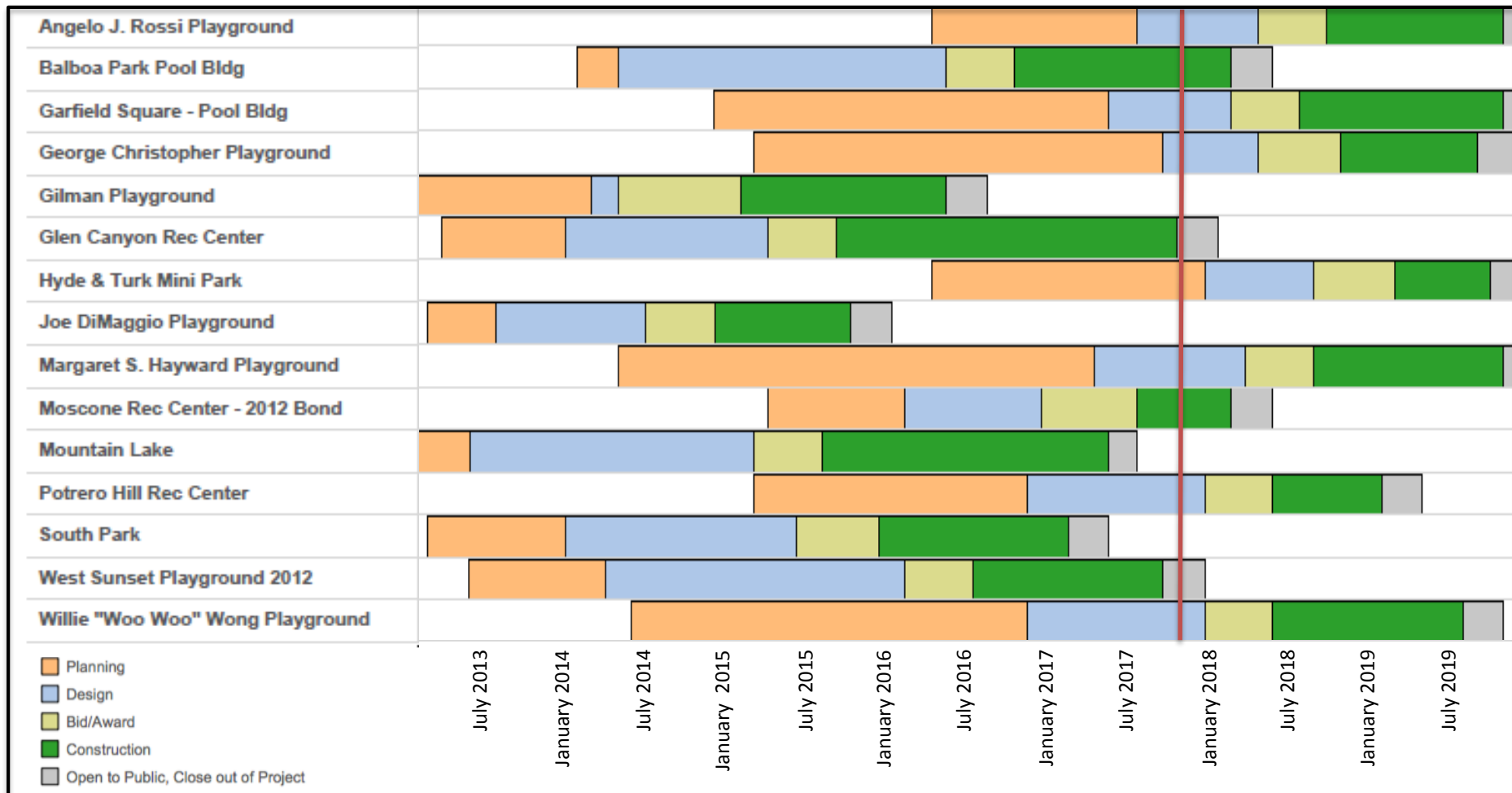


SPENDING OVER TIME

2012 GO Bond
Rec Parks Funds Encumbered + Actuals Projection



PROGRAM SCHEDULE OVERVIEW



TOTAL PROGRAM: BUDGET

Current Expenditures/Encumbrances					Projected Expenditures				
Project Phase	Total Budget	\$ Issued to date	Exp & Enc	Exp & Enc as % of Issued	New Issuance	Projected Exp Year 1	Projected Exp Year 2	Projected Exp Year 3	Total Expended
Pre-Design / Planning	\$7,911,973	\$7,911,793	\$5,905,447		-	-	-	-	-
Design	\$31,647,891	\$26,843,237	\$20,035,622		\$4,804,655	\$3,521,635	\$1,283,020	-	\$4,804,655
Bid/Award	\$3,955,986	\$1,582,395	\$1,181,089		\$2,373,592	\$1,739,755	\$633,837	-	\$2,373,592
Construction	\$114,723,606	\$46,002,326	\$34,335,845		\$68,721,280	\$21,734,575	\$35,537,282	\$11,449,424	\$68,721,280
Subtotal	\$158,239,457	\$82,339,930	\$61,458,003	75%	\$75,899,527	\$26,995,965	\$37,454,139	\$11,449,424	\$75,899,527

LINK TO THE CAPITAL PLAN

- Remaining Bond funds will help make significant progress on our key deferred maintenance goals:
 - Complete renovations of all RPD swimming pools
 - Complete renovations of all but 5 Rec Centers
 - With funding from Let's Play! SF initiative, make significant progress renovating remaining most dilapidated playgrounds



CHALLENGES & RISKS

✓ Unfavorable bidding environment:

Bids are coming back 20-40% above engineers estimate.

Pursuing the development of a bid reserve to ensure we can deliver scope as promised.





THANK YOU

